

BRITISH COLUMBIA INVESTMENT MANAGEMENT CORPORATION: INVESTMENT INVENTORY LIST AS AT MARCH 31, 2009 (UNAUDITED)

INTRODUCTION

In keeping with our values of openness and integrity, the British Columbia Investment Management Corporation releases an annual investment inventory six months after the fiscal year-end. This provides transparency with regard to our investment operations, while protecting our clients' present-day strategic investment decisions.

This inventory is a snapshot of our holdings as of March 31, 2009. While every effort has been made to ensure accuracy of the information presented, please note that all figures are unaudited.

ASSET CLASS INVENTORIES

This document details our holdings in the following asset classes:

Equity Investments	Page 2
Fixed Income Investments	Page 64
Private Placement Investments	Page 68
Real Estate Investments	Page 72
Mortgage Investments	Page 79

CONTACT INFORMATION

If you have any questions about the information presented in this document, please email bcIMC at communications@bcimc.com, or call us at (250) 356-0263.



bc imc

BRITISH COLUMBIA
INVESTMENT
MANAGEMENT
CORPORATION

EQUITY INVESTMENTS AS AT MARCH 31, 2009 (UNAUDITED)

Issuer (Common Shares except as noted)	Shares	Market Value (CAD\$)
3COM CORP	30,790.00	119,896.81
3I GROUP PLC	190,796.00	932,445.01
3I INFOTECH LIMITED	864,622.00	696,842.13
3M CO	542,112.00	33,967,189.65
77 BANK LTD/THE	83,000.00	514,889.96
A P MOLLER - MAERSK A/S - A	232.00	1,264,373.64
A P MOLLER - MAERSK A/S - B	440.00	2,427,554.32
A2A SPA	989,886.00	1,890,008.64
AASTRA TECHNOLOGIES LTD	172,400.00	3,244,568.00
ABB LTD-REG	1,559,211.00	27,414,583.15
ABB LTD-SPON ADR	245,897.00	4,319,718.83
ABBOTT LABORATORIES	1,376,266.00	82,729,468.71
ABC-MART INC	41,000.00	988,126.07
ABERCROMBIE & FITCH CO-CL A	53,233.00	1,596,604.59
ABERDEEN GL-INDIA EQTY-Z2	3,118,952.80	18,669,895.51
ABERTIS INFRAESTRUCTURAS SA	158,580.00	3,117,864.62
ABSOLUTE SOFTWARE CORPORATIO	365,258.00	1,314,928.80
ACADIA PHARMACEUTICALS INC	347,775.00	416,352.75
ACCENTURE LTD	276,497.00	9,578,657.37
ACCIONA SA	21,952.00	2,840,062.47
ACCOR SA	126,614.00	5,544,520.18
ACE LTD	273,925.00	13,946,091.51
ACEA SPA	41,678.00	626,587.54
ACER INC	4,226,000.00	7,996,108.66
ACERGY SA	240,100.00	1,883,509.49
ACERINOX SA	88,534.00	1,294,048.39
ACOM CO LTD	15,266.00	540,601.72
ACS ACTIVIDADES CONS Y SERV	78,834.00	4,113,930.64
ACTELION LTD-REG	41,471.00	2,383,871.93
ACTIVISION BLIZZARD INC	192,900.00	2,542,748.39
ADAPTEC INC	8,311.00	25,136.45
ADC TELECOMMUNICATIONS INC	202,936.00	1,122,698.37
ADCOCK INGRAM HOLDINGS LTD	182,450.00	868,956.97
ADDAX PETROLEUM CORP	945,003.00	25,798,581.90
ADECCO SA-REG	125,657.00	4,947,040.78
ADERANS HOLDINGS CO LTD	7,000.00	63,308.75
ADF GROUP INC	135,600.00	203,400.00
ADIDAS AG	317,586.00	13,294,585.25
ADITYA BIRLA NUVO LIMITED	123,887.00	1,364,674.41
ADMIRAL GROUP PLC	284,622.00	4,380,832.66
ADOBE SYSTEMS INC	410,109.00	11,054,766.15
ADP	10,998.00	734,862.50
ADVANCE AUTO PARTS INC	117,645.00	6,090,365.89
ADVANCED INFO SERVICE PCL	384,100.00	1,159,935.63
ADVANCED MICRO DEVICES	497,038.00	1,910,420.23
ADVANCED SEMICONDUCTOR ENGR	3,702,868.00	2,259,868.41
ADVANTEST CORP	35,500.00	660,672.05
ADVENT SOFTWARE INC	1,284.00	53,898.80



Issuer (Common Shares except as noted)	Shares	Market Value (CAD\$)
ADVISORY BOARD CO/THE	136,100.00	2,843,689.19
AECOM TECHNOLOGY CORP	207,980.00	6,835,474.01
AECON GROUP INC	906,208.00	9,080,204.16
AEGON NV	1,057,648.00	5,165,958.32
AEON CO LTD	299,000.00	2,452,812.91
AEON CREDIT SERVICE CO LTD	15,720.00	179,018.30
AEON MALL CO LTD	11,800.00	188,639.70
AERCAP HOLDINGS NV	543,203.00	2,224,769.37
AES CORP	731,820.00	5,358,211.87
AETNA INC	489,866.00	15,019,617.81
AFFILIATED COMPUTER SVCS-A	122,930.00	7,418,945.73
AFFILIATED MANAGERS GROUP	5,970.00	313,800.76
AFFYMETRIX INC	4,954.00	20,414.71
AFLAC INC	575,951.00	14,051,748.40
AFRICAN BANK INVESTMENTS LTD	950,502.00	3,168,877.72
AGF MANAGEMENT LTD-CL B	739,705.00	6,095,169.20
AGFA-GEVAERT NV	21,955.00	46,576.79
AGGREKO PLC	504,910.00	4,477,576.49
AGILENT TECHNOLOGIES INC	314,024.00	6,082,416.90
AGL ENERGY LTD	1,033,696.00	13,518,131.32
AGL RESOURCES INC	5,819.00	194,547.24
AGNICO EAGLE COMMON	120,000.00	8,696,400.00
AGNICO EAGLE WRNT	60,000.00	731,400.00
AGNICO-EAGLE MINES LTD	1,343,363.00	97,353,516.61
AGRIUM INC-W/I	1,962,270.00	89,656,116.30
AICHI MACHINE INDUSTRY CO	46,000.00	66,213.06
AIFUL CORP	9,450.00	16,852.61
AIOI INSURANCE CO LTD	110,000.00	532,455.91
AIR CHINA LIMITED-H	16,424,000.00	6,665,759.87
AIR FRANCE-KLM	67,321.00	753,455.73
AIR LIQUIDE SA	171,402.00	17,535,530.19
AIR PRODUCTS & CHEMICALS INC	205,570.00	14,572,086.41
AIRASIA BHD	180,600.00	58,589.65
AIRBOSS OF AMERICA CORP	42,000.00	87,360.00
AIRGAS INC	6,183.00	263,441.32
AISIN SEIKI CO LTD	159,500.00	3,141,069.50
AJINOMOTO CO INC	272,000.00	2,408,025.47
AK STEEL HOLDING CORP	86,393.00	775,171.91
AKAMAI TECHNOLOGIES	95,317.00	2,330,298.58
AKBANK T.A.S.	449,823.00	1,650,763.97
AKCANSÁ CIMENTO	106,073.00	201,015.20
AKER SOLUTIONS ASA	53,940.00	437,716.24
AKSIGORTA	2,447,700.00	4,785,805.42
AKZO NOBEL	111,563.00	5,310,326.48
ALAMOS GOLD INC	1,746,501.00	15,840,764.07
ALASKA AIR GROUP INC	2,635.00	58,343.42
ALBANY MOLECULAR RESEARCH	101,770.00	1,209,402.72
ALBERTO-CULVER CO	6,298.00	179,449.68
ALCATEL-LUCENT	1,307,502.00	3,097,069.63
ALCOA INC	693,962.00	6,419,056.90

Issuer (Common Shares except as noted)	Shares	Market Value (CAD\$)
ALEXION PHARMACEUTICALS INC	6,900.00	327,468.01
ALFA LAVAL AB	207,600.00	1,966,687.83
ALFRESA HOLDINGS CORP	15,400.00	702,281.32
ALGONQUIN POWER INC FUND-UTS	32,600.00	78,566.00
ALIMENTATION COUCHE SUB VTG	2,099,116.00	27,750,313.52
ALL NIPPON AIRWAYS CO LTD	151,000.00	742,457.54
ALLEANZA ASSICURAZIONI	197,610.00	1,401,260.86
ALLEGHENY ENERGY INC	144,220.00	4,211,055.84
ALLEGHENY TECHNOLOGIES INC	198,510.00	5,486,059.28
ALLEGIANT TRAVEL CO	51,970.00	2,977,293.32
ALLEN-VANGUARD CORP	332,400.00	53,184.00
ALLERGAN INC	318,512.00	19,170,330.16
ALLIANT ENERGY CORP	8,371.00	260,458.12
ALLIANT TECHSYSTEMS INC	3,798.00	320,582.33
ALLIANZ SE-REG	586,761.00	62,004,442.19
ALLIED CAPITAL CORP	13,071.00	26,190.60
ALLIED WORLD ASSURANCE CO	58,430.00	2,800,281.47
ALLSTATE CORP	633,969.00	15,299,466.10
ALPEN CO LTD	20,800.00	437,174.32
ALPHA BANK A.E.	301,166.00	2,505,345.70
ALPS ELECTRIC CO LTD	161,100.00	691,564.69
ALSEA SAB DE CV	715,705.00	265,612.37
ALSTOM	178,626.00	11,632,540.92
ALTAGAS INCOME TRUST	70,300.00	1,001,775.00
ALTAGAS UTILITY GROUP INC	155,921.00	754,657.64
ALTERA CORPORATION	187,884.00	4,155,338.36
ALTRIA GROUP INC	2,385,567.00	48,160,790.37
ALUMINA LTD	457,953.00	512,416.50
AMADA CO LTD	92,000.00	607,050.69
AMAZON.COM INC	244,931.00	22,668,140.67
AMBAC FINANCIAL GROUP INC	20,688.00	20,335.39
AMCOL INTERNATIONAL CORP	49,100.00	918,237.17
AMCOR LTD	1,472,537.00	5,728,203.77
AMEC PLC	181,459.00	1,745,812.54
AMEDISYS INC	66,700.00	2,310,681.30
AMEREN CORPORATION	219,363.00	6,410,672.65
AMERICA MOVIL-ADR SERIES L	177,990.00	6,074,125.19
AMERICAN EAGLE OUTFITTERS	45,600.00	703,373.07
AMERICAN ELECTRIC POWER	492,814.00	15,687,576.56
AMERICAN EXPRESS CO	957,277.00	16,442,693.28
AMERICAN INTERNATIONAL GROUP	2,189,375.00	2,759,050.38
AMERICAN RAILCAR INDUSTRIES	114,550.00	1,101,435.59
AMERICAN REPROGRAPHICS CO	245,700.00	1,096,094.24
AMERICAN TOWER CORP-CL A	531,921.00	20,398,045.87
AMERICAN VANGUARD CORP	50,900.00	827,459.92
AMERIPRISE FINANCIAL INC	356,616.00	9,208,359.33
AMERISOURCEBERGEN CORP	129,015.00	5,310,016.40
AMERON INTERNATIONAL CORP	14,000.00	929,069.85
AMGEN INC	1,204,163.00	75,145,917.25
AMIL PARTICIPACOES SA	99,400.00	343,850.80

Issuer (Common Shares except as noted)	Shares	Market Value (CAD\$)
AMP LTD	531,635.00	2,184,256.59
AMPHENOL CORP-CL A	119,682.00	4,296,954.57
AMR CORP	20,619.00	82,889.16
AMSURG CORP	55,000.00	1,098,579.35
AMVIG HOLDINGS LTD	1,660,000.00	1,172,271.12
AMYLIN PHARMACEUTICALS INC	46,124.00	682,974.21
ANADARKO PETROLEUM CORP	295,667.00	14,490,396.63
ANADOLU SIGORTA	123,964.74	84,832.66
ANALOG DEVICES INC	287,321.00	6,977,318.68
ANALOGIC CORP	28,210.00	1,138,318.75
ANDERSONS INC/THE	54,680.00	974,355.39
ANGANG STEEL CO LTD-H	5,308,000.00	6,764,431.30
ANGLO AMERICAN PLC	707,615.00	15,124,159.74
ANGLO IRISH BANK	465,058.00	7,768.54
ANHEUSER-BUSCH INBEV NV	487,956.00	16,909,333.08
ANHEUSER-BUSCH INBEV-ST VVPR	96,224.00	482.21
ANHUI CONCH CEMENT CO LTD-H	2,954,000.00	20,501,107.81
ANN TAYLOR STORES CORP	32,700.00	214,284.41
ANSELL LTD	51,466.00	385,111.43
ANSYS INC	15,970.00	505,147.39
ANTA SPORTS PRODUCTS LTD	1,001,000.00	828,771.81
ANTOFAGASTA PLC	992,142.00	9,026,506.06
ANVIL MINING LTD	664,700.00	711,229.00
ANWORTH MORTGAGE ASSET CORP	194,800.00	1,504,835.06
AON CORP	302,285.00	15,549,952.72
AOZORA BANK LTD	122,000.00	167,838.25
APACHE CORP	327,148.00	26,422,506.69
APARTMENT INVT & MGMT CO -A	86,172.00	595,094.87
APOGEE ENTERPRISES INC	1,992.00	27,563.30
APOLLO GROUP INC-CL A	67,261.00	6,639,431.91
APPLE INC	684,767.00	90,712,607.41
APPLIED MATERIALS INC	992,606.00	13,446,982.37
APPLIED SIGNAL TECHNOLOGY	42,200.00	1,075,840.30
AQUARIUS PLATINUM LIMITED	27,635.00	100,011.98
ARCELORMITTAL	662,442.00	16,902,909.09
ARCH CAPITAL GROUP LTD	48,541.00	3,294,689.89
ARCHER-DANIELS-MIDLAND CO	757,152.00	26,506,646.76
ARENA PHARMACEUTICALS INC	220,000.00	834,504.44
ARIBA INC	68,200.00	750,305.44
ARISAWA MFG CO LTD	22,200.00	106,328.13
ARISTOCRAT LEISURE LTD	60,700.00	180,940.30
ARKANSAS BEST CORP	11,666.00	279,622.40
ARKEMA	120,654.00	2,398,396.95
ARRIS GROUP INC	140,000.00	1,300,274.36
ARRIVA PLC	258,700.00	1,728,499.72
ARROW ELECTRONICS INC	9,074.00	217,952.14
ART TECHNOLOGY GROUP INC	185,960.00	597,584.32
ARYZTA AG	35,000.00	1,053,391.50
ASAHI BREWERIES LTD	408,500.00	6,119,370.53
ASAHI GLASS CO LTD	255,000.00	1,685,834.38

Issuer (Common Shares except as noted)	Shares	Market Value (CAD\$)
ASAHI KASEI CORP	484,000.00	2,188,674.02
ASCENDAS REAL ESTATE INV TRT	1,077,066.00	1,087,511.46
ASIA CEMENT CORP	408,660.00	445,747.05
ASICS CORP	421,000.00	3,635,960.51
ASM PACIFIC TECHNOLOGY	1,543,485.00	6,803,039.09
ASML HOLDING NV	242,295.00	5,403,287.73
ASPEN PHARMACARE HOLDINGS LT	129,470.00	781,062.70
ASSA ABLOY AB-B	143,355.00	1,679,856.93
ASSICURAZIONI GEN	661,141.00	14,246,762.28
ASSOCIATED BRITISH FOODS PLC	280,946.00	3,245,089.36
ASSURANT INC	101,467.00	2,784,980.58
ASTALDI SPA	670,084.00	3,469,950.82
ASTELLAS PHARMA INC	454,400.00	17,480,451.02
ASTRA INTERNATIONAL TBK PT	1,532,500.00	2,377,813.67
ASTRAL MEDIA INC -CL A	515,200.00	13,400,352.00
ASTRAZENECA PLC	1,498,693.00	66,243,102.25
ASTRAZENECA PLC-SPONS ADR	136,200.00	6,084,611.06
ASUSTEK COMPUTER INC	671,268.00	887,839.57
ASX LTD	49,681.00	1,274,649.17
ASYA KATILIM BANKASI AS	135,618.00	113,204.53
ASYST TECHNOLOGIES INC	262,059.00	92,469.09
AT&T INC	5,965,982.00	189,461,929.01
ATCO LTD -CL 'I'	825,435.00	29,715,660.00
ATEA ASA	17,400.00	52,848.23
ATKINS (WS) PLC	49,936.00	445,312.33
ATLANTIA SPA	602,166.00	11,446,978.57
ATLAS COPCO AB-A SHS	590,317.00	5,547,419.09
ATLAS COPCO AB-B SHS	196,434.00	1,674,069.22
ATMOS ENERGY CORP	6,907.00	201,241.14
ATOS ORIGIN SA	85,147.00	2,749,372.49
ATP OIL & GAS CORPORATION	117,500.00	759,617.06
ATRIUM INNOVATIONS INC	1,076,037.00	12,966,245.85
ATS AUTOMATION TOOLING SYS	755,270.00	2,711,419.30
AU OPTRONICS CORP	7,464,000.00	7,767,540.29
AUCKLAND INTL AIRPORT LTD	181,442.00	222,798.51
AURA MINERALS INC	2,157,500.00	582,525.00
AURIZON MINES LTD	1,962,692.00	11,383,613.60
AUSENCO LTD	939,505.00	2,357,074.04
AUST AND NZ BANKING GROUP	1,292,539.00	17,795,756.14
AUSTRALIAN WORLDWIDE EXPLORA	269,413.00	569,936.07
AUTODESK INC	315,836.00	6,690,657.82
AUTOGRILL SPA	42,415.00	307,497.49
AUTOLIV INC	38,300.00	896,293.31
AUTOMATIC DATA PROCESSING	395,705.00	17,533,147.23
AUTONATION INC	74,311.00	1,299,816.50
AUTONOMY CORP PLC	92,802.00	2,183,999.43
AUTOZONE INC	25,359.00	5,196,914.31
AVALONBAY COMMUNITIES INC	63,550.00	3,768,833.51
AVENTIS PHARMA LTD	42,320.00	1,031,629.93
AVERY DENNISON CORP	89,698.00	2,525,255.95

Issuer (Common Shares except as noted)	Shares	Market Value (CAD\$)
AVEVA GROUP PLC	117,483.00	1,194,919.93
AVISTA CORP	4,154.00	72,136.52
AVIVA PLC	2,229,843.00	8,695,910.77
AVNET INC	70,880.00	1,564,045.31
AVON PRODUCTS INC	313,563.00	7,598,774.74
AXA ASIA PACIFIC HOLDINGS	4,118,713.00	12,241,444.82
AXA SA	817,322.00	12,355,893.19
AXIA NETMEDIA CORP	33,000.00	58,740.00
AXIA NETMEDIA CORP SUBSCRIPTION RCPTS	297,400.00	490,710.00
AXIATA GROUP BERHAD	539,400.00	420,721.49
AXIS CAPITAL HOLDINGS LTD	2,200.00	62,490.80
AYALA CORPORATION	9,442.00	50,639.78
AYALA LAND INC	19,746,000.00	2,930,316.62
AYGAZ AS	163,154.89	247,842.04
BADGER INCOME FUND	238,129.00	2,976,612.50
BAE SYSTEMS PLC	3,719,316.00	22,435,919.51
BAIDU INC - SPON ADR	1,903.00	423,515.16
BAJAJ AUTO LIMITED	178,405.00	2,736,127.76
BAJAJ FINSERV LTD	42,910.00	178,715.94
BAKER (MICHAEL) CORP	31,000.00	1,015,721.20
BAKER HUGHES INC	291,213.00	10,477,468.08
BALDOR ELECTRIC	3,293.00	60,131.16
BALDWIN & LYONS INC -CL B	92,280.00	2,200,230.56
BALFOUR BEATTY PLC	326,876.00	1,933,488.31
BALL CORP	52,557.00	2,874,483.18
BALLY TECHNOLOGIES INC	14,660.00	340,300.88
BALOISE HOLDING-REG	23,916.00	1,927,839.88
BANCA CARIGE SPA	332,234.00	1,370,797.82
BANCA MONTE DEI PASCHI SIENA	1,233,382.00	2,146,830.23
BANCA POPOLARE DI MILANO	171,730.00	1,075,746.19
BANCO BILBAO VIZCAYA ARGENTA	4,070,965.00	41,549,993.10
BANCO COMERCIAL PORTUGUES-R	1,044,534.00	1,078,309.50
BANCO DE ORO UNIBANK INC	1,784,550.00	1,184,757.48
BANCO DE SABADELL SA	456,602.00	2,883,115.14
BANCO DE VALENCIA SA	85,743.00	895,181.44
BANCO DESIO E DELLA BRIANZA	98,125.00	720,805.17
BANCO DO BRASIL SA	221,300.00	2,040,217.35
BANCO ESPIRITO SANTO - RTS	89,501.00	179,407.88
BANCO ESPIRITO SANTO-REG	89,501.00	438,054.24
BANCO POPOLARE SCARL	265,059.00	1,531,972.72
BANCO POPULAR ESPANOL	359,960.00	2,868,170.73
BANCO SANTANDER SA	5,811,206.00	50,380,909.81
BANCO SANTANDER-CHILE-ADR	38,112.00	1,649,787.30
BANGKOK BANK PCL-FOREIGN REG	1,607,900.00	4,278,117.97
BANK DANAMON INDONESIA TBK	65,500.00	22,287.11
BANK HAPOALIM BM	181,430.00	412,948.91
BANK LEUMI LE-ISRAEL	180,575.00	444,875.26
BANK MANDIRI TBK	1,473,000.00	348,838.56
BANK OF AMERICA CORP	5,589,681.00	48,040,871.09
BANK OF AYUDHYA PUBLIC-NVDR	5,707,100.00	1,771,560.52



Issuer (Common Shares except as noted)	Shares	Market Value (CAD\$)
BANK OF BARODA	74,323.00	432,298.20
BANK OF CHINA LTD - H	11,250,000.00	4,693,711.21
BANK OF EAST ASIA	899,426.00	2,184,377.78
BANK OF HAWAII CORP	3,631.00	150,909.43
BANK OF INDIA	349,452.00	1,905,625.33
BANK OF KYOTO LTD/THE	85,000.00	900,844.06
BANK OF MONTREAL	5,178,592.00	170,841,750.08
BANK OF NAGOYA LTD/THE	9,000.00	47,233.17
BANK OF NEW YORK MELLON CORP	1,227,473.00	43,698,836.66
BANK OF NOVA SCOTIA	10,741,023.00	333,723,584.61
BANK OF PHILIPPINE ISLANDS	2,660,000.00	2,354,621.54
BANK OF SAGA LTD/THE	42,000.00	174,411.16
BANK OF THE RYUKYUS LTD	39,800.00	412,681.35
BANK OF YOKOHAMA LTD/THE	310,000.00	1,650,613.31
BANK RAKYAT INDONESIA	15,697,500.00	7,178,641.31
BANK SARASIN & CIE AG-REG B	247,945.00	6,570,731.67
BANKERS PETROLEUM LTD	160,600.00	282,656.00
BANKINTER SA	116,181.00	1,546,770.24
BANKRATE INC	15,070.00	473,830.79
BANPU PUBLIC CO LTD-NVDR	45,500.00	347,042.22
BANQUE NATIONALE DE BELGIQUE	14.00	51,449.73
BARCLAYS PLC	5,477,671.00	14,619,830.32
BARE ESCENTIALS INC	232,000.00	1,198,702.24
BARNES GROUP INC	64,500.00	868,914.20
BARRICK GOLD CORP	8,574,003.00	349,905,062.43
BASF SE	751,395.00	28,605,200.96
BAXTER INTERNATIONAL INC	544,597.00	35,152,344.36
BAYER AG	1,128,173.00	67,843,864.76
BAYERISCHE MOTOREN WERKE AG	194,047.00	7,063,119.28
BAYERISCHE MOTOREN WERKE-PFD	18,000.00	390,282.95
BAYTEX ENERGY TRUST-UNITS	371,900.00	5,615,690.00
BB&T CORP	505,182.00	10,771,785.63
BBA AVIATION PLC	2,794,262.00	4,157,246.21
BCE INC	8,772,981.00	220,377,282.72
BEACH PETROLEUM LTD	255,126.00	196,259.02
BEACON ROOFING SUPPLY INC	16,980.00	286,521.84
BEAZLEY GROUP	61,402.00	95,228.21
BECKMAN COULTER INC	4,750.00	305,343.31
BECTON DICKINSON AND CO	195,702.00	16,582,974.93
BED BATH & BEYOND INC	650,650.00	20,293,740.97
BEIERSDORF AG	37,030.00	2,090,134.73
BELGACOM SA	159,243.00	6,277,760.32
BEMIS COMPANY	79,600.00	2,103,540.96
BENDIGO AND ADELAIDE BANK	55,500.00	397,346.25
BENEFICIAL MUTUAL BANCORP IN	45,490.00	564,666.01
BENESSE HOLDINGS INC	39,962.00	1,842,736.14
BERKELEY GROUP HOLDINGS	111,759.00	1,789,699.62
BEST BUY CO INC	335,138.00	16,032,060.85
BEZEQ ISRAELI TELECOM CORP	453,696.00	884,552.21
BFI CANADA LTD	472,745.00	4,424,893.20



Issuer (Common Shares except as noted)	Shares	Market Value (CAD\$)
BG GROUP PLC	3,450,874.00	65,654,762.52
BHARAT HEAVY ELECTRICALS	342,450.00	12,775,291.49
BHARAT PETROLEUM CORP LTD	132,160.00	1,234,419.46
BHARTI AIRTEL LIMITED	1,660,203.00	25,764,487.64
BHP BILLITON LTD	1,771,055.00	49,402,745.42
BHP BILLITON PLC	1,691,078.00	42,237,488.42
BIDVEST GROUP LTD	30,244.00	351,906.25
BIG 5 SPORTING GOODS CORP	131,342.00	971,585.90
BIG LOTS INC	57,776.00	1,512,977.57
BILFINGER BERGER AG	5,609.00	266,750.53
BILLABONG INTERNATIONAL LTD	37,500.00	278,639.34
BIOGEN IDEC INC	207,956.00	13,737,507.65
BIOMARIN PHARMACEUTICAL INC	33,210.00	516,862.84
BIOMERIEUX	6,072.00	596,810.98
BIOVAIL CORP	1,712,898.00	23,483,831.58
BIRCHCLIFF ENERGY LTD	1,198,000.00	7,307,800.00
BIRD CONSTRUCTION INCOME FUN	19,500.00	436,410.00
BJ SERVICES CO	215,597.00	2,703,368.63
BJ'S WHOLESALE CLUB INC	95,210.00	3,838,276.71
BKW FMB ENERGIE AG	5,439.00	493,498.42
BLACK & DECKER CORP	42,804.00	1,702,396.92
BLACKBOARD INC	28,900.00	1,155,963.82
BLACKROCK INC	1,702.00	278,917.65
BLACKROCK KR EM EUROPE E-H C	22,980.00	753,762.67
BLOM ASA	42,800.00	101,682.80
BLUE COAT SYSTEMS INC	70,000.00	1,059,450.14
BLUESCOPE STEEL LTD	669,029.00	1,503,039.17
BM&FBOVESPA SA	466,100.00	1,790,665.10
BMC SOFTWARE INC	272,089.00	11,315,256.41
BNP PARIBAS	666,137.00	34,628,646.93
BOARDWALK REAL ESTATE INVEST	66,900.00	1,739,400.00
BOB EVANS FARMS	55,950.00	1,580,793.62
BOBST GROUP AG-REG	2,727.00	70,155.38
BOC HONG KONG HOLDINGS LTD	1,040,500.00	1,339,510.10
BOEING CO	552,647.00	24,779,539.76
BOMBARDIER INC 'B'	15,063,794.00	44,287,554.36
BONAVISTA ENERGY TRUST	1,600.00	24,480.00
BORAL LTD	198,066.00	625,042.24
BORALEX INC	43,700.00	239,039.00
BORGWARNER INC	8,776.00	224,508.16
BOSKALIS WESTMINSTER	23,300.00	588,880.57
BOSTON PROPERTIES INC	103,220.00	4,556,626.88
BOSTON SCIENTIFIC CORP	1,469,636.00	14,723,680.53
BOTTOMLINE TECHNOLOGIES INC	111,600.00	925,400.15
BOUYGUES SA	107,381.00	4,828,751.73
BP PLC	11,441,848.00	97,288,732.16
BP PLC-SPONS ADR	164,300.00	8,302,739.49
BPZ RESOURCES INC	254,000.00	1,124,886.03
BRADMER PHARMACEUTICALS INC	49,800.00	12,450.00
BRADY CORPORATION - CL A	3,904.00	86,736.44



Issuer (Common Shares except as noted)	Shares	Market Value (CAD\$)
BRAMBLES LTD	982,829.00	4,123,931.39
BRF - BRASIL FOODS SA	57,300.00	900,269.24
BRIDGE RESOURCES CORP	1,794,385.00	529,343.58
BRIDGESTONE CORP	437,000.00	7,843,317.55
BRINKS HOME SECURITY HOLDING	95,170.00	2,710,491.09
BRISA-AUTO-ESTRADAS PORTUGAL	146,088.00	1,268,966.81
BRISTOL-MYERS SQUIBB CO	1,965,633.00	54,297,828.29
BRIT INSURANCE HOLDINGS PLC	45,408.00	147,806.74
BRITISH AIRWAYS PLC	222,643.00	565,322.63
BRITISH AMERICAN TOBACCO BHD	245,100.00	3,848,841.51
BRITISH AMERICAN TOBACCO PLC	1,493,715.00	43,449,700.01
BRITISH LAND CO PLC	753,281.00	4,900,586.12
BRITISH SKY BROADCASTING GRO	752,174.00	5,880,199.92
BROADCOM CORP-CL A	295,851.00	7,449,171.98
BROOKFIELD ASSET MANAGE-CL A	7,669,967.00	134,761,320.19
BROOKFIELD PROPERTIES CORP	2,003,466.00	14,604,398.06
BROTHER INDUSTRIES LTD	243,200.00	2,239,799.98
BROWN & BROWN INC	158,000.00	3,765,200.36
BROWN-FORMAN CORP-CLASS B	81,741.00	3,999,878.62
BRUKER CORP	46,650.00	362,136.11
BT GROUP PLC	3,433,758.00	4,842,405.01
BTU INTERNATIONAL INC	10,711.00	45,218.31
BUCKEYE TECHNOLOGIES INC	54,400.00	146,021.89
BUCYRUS INTERNATIONAL INC	9,590.00	183,455.13
BULGARI SPA	93,962.00	519,532.38
BUNGE LTD	21,800.00	1,556,309.19
BUNZL PLC	172,910.00	1,704,099.50
BURBERRY GROUP PLC	643,092.00	3,267,545.96
BUREAU VERITAS SA	22,910.00	1,090,692.50
BURLINGTON NORTHERN SANTA FE	193,722.00	14,684,327.13
BUSAN BANK	101,106.00	540,736.89
BUZZI UNICEM SPA	7,865.00	110,950.88
BWIN INTERACTIVE ENTERTAINME	16,468.00	576,311.47
C.H. ROBINSON WORLDWIDE INC	148,146.00	8,515,094.60
CA INC	257,630.00	5,717,356.39
CABLE & WIRELESS PLC	1,294,791.00	3,257,305.95
CABLEVISION SYSTEMS-NY GRP-A	13,800.00	225,036.43
CABOT CORP	4,685.00	62,051.43
CABOT OIL & GAS CORP	221,267.00	6,572,274.67
CADBURY PLC	903,496.00	8,586,605.73
CAE INC	3,163,922.00	24,140,724.86
CAIRN ENERGY PLC	218,521.00	8,571,110.88
CAL DIVE INTERNATIONAL INC	407,900.00	3,480,020.88
CALAMOS ASSET MANAGEMENT-A	36,840.00	223,307.94
CALFRAC WELL SERVICES LTD	425,471.00	2,880,438.67
CALGON CARBON CORP	4,014.00	71,678.13
CALTEX AUSTRALIA LIMITED	125,489.00	977,407.34
CALVALLEY PETROLEUM INC - A	142,500.00	178,125.00
CAMECO CORP	4,566,819.00	98,414,949.45
CAMERON INTERNATIONAL CORP	281,014.00	7,766,155.17

Issuer (Common Shares except as noted)	Shares	Market Value (CAD\$)
CAMPBELL SOUP CO	155,750.00	5,370,115.46
CAN HYDRO DEVELOPERS INC	1,890,871.00	4,519,181.69
CAN IMPERIAL BK OF COMMERCE	3,995,824.00	183,328,405.12
CANADA ENERGY PARTNERS INC	280,900.00	126,405.00
CANADIAN NATL RAILWAY CO	6,449,982.00	291,539,186.40
CANADIAN NATURAL RESOURCES	5,866,397.00	286,925,477.27
CANADIAN OIL SANDS TRUST	1,700.00	41,225.00
CANADIAN PACIFIC RAILWAY LTD	3,056,284.00	114,671,775.68
CANADIAN TIRE CORP -CL A	965,325.00	42,281,235.00
CANADIAN UTILITIES LTD-A	404,475.00	14,864,456.25
CANADIAN WESTERN BANK	1,450,473.00	15,084,919.20
CANAM GROUP INC-CL A	249,100.00	1,235,536.00
CANARA BANK	149,673.00	615,764.44
CANFOR CORPORATION	2,388,616.00	11,465,356.80
CANGENE CORP	850,600.00	4,295,530.00
CANON INC	832,450.00	29,902,991.28
CANON MARKETING JAPAN INC	47,500.00	838,618.05
CAP GEMINI	129,908.00	5,255,843.35
CAPCOM CO LTD	55,900.00	1,243,264.16
CAPELLA EDUCATION CO	1,000.00	66,790.60
CAPITA GROUP PLC	295,000.00	3,609,578.91
CAPITAL ONE FINANCIAL CORP	449,662.00	6,935,968.00
CAPITALAND LTD	12,394,277.00	23,900,600.50
CAPITAMALL TRUST	805,600.00	880,085.94
CAPITOL FEDERAL FINANCIAL	41,100.00	1,958,339.46
CAPSTEAD MORTGAGE CORP	114,900.00	1,555,119.57
CAPSTONE MINING CORP	531,800.00	888,106.00
CARDINAL HEALTH INC	548,562.00	21,762,055.76
CARDIOME PHARMA CORPORATION	460,000.00	1,789,400.00
CARILLION PLC	70,664.00	309,025.72
CARLISLE COS INC	74,100.00	1,833,065.50
CARLSBERG AS-B	261,567.00	13,492,485.51
CARMAX INC	16,707.00	261,913.77
CARNIVAL CORP	615,978.00	16,767,118.27
CARNIVAL PLC	424,338.00	12,129,024.25
CARPENTER TECHNOLOGY	39,500.00	702,863.95
CARPHONE WAREHOUSE GROUP	179,900.00	407,154.80
CARREFOUR SA	428,992.00	21,068,271.24
CASEY'S GENERAL STORES INC	7,400.00	248,617.30
CASINO GUICHARD PERRACHON	39,646.00	3,246,422.66
CASIO COMPUTER CO LTD	75,400.00	665,597.91
CASTLE (A.M.) & CO	43,500.00	488,982.80
CATALYST PAPER CORP	221,600.00	31,024.00
CATERPILLAR INC	367,296.00	12,941,745.08
CATHAY GENERAL BANCORP	3,636.00	47,791.17
CATHAY PACIFIC AIRWAYS	302,200.00	377,759.94
CATHEDRAL ENERGY SERVICES LT	71,800.00	265,660.00
CATLIN GROUP LTD	409,771.00	2,312,971.22
CATO CORP-CL A	59,800.00	1,377,580.07
CB RICHARD ELLIS GROUP INC-A	709,056.00	3,601,016.06

Issuer (Common Shares except as noted)	Shares	Market Value (CAD\$)
CBEYOND INC	38,900.00	923,080.12
CBS CORP-CLASS B NON VOTING	901,343.00	4,361,750.20
CCL INDUSTRIES INC - CL B	410,609.00	8,581,728.10
CELANESE CORP-SERIES A	17,500.00	294,855.29
CELESIO AG	209,262.00	4,851,904.18
CELESTICA INC	2,147,135.00	9,554,750.75
CELGENE CORP	302,975.00	16,952,323.82
CELLCOM ISRAEL LTD	58,800.00	1,541,298.82
CELTIC EXPLORATION LTD	396,800.00	5,448,064.00
CEMEX SAB-CPO	633,300.00	503,959.06
CEMEX SAB-SPONS ADR PART CER	42,222.00	332,551.03
CEMIG SA -SPONS ADR	83,100.00	1,547,800.32
CENCOSUD SA	227,586.00	476,532.19
CENTENE CORP	45,500.00	1,033,250.58
CENTENNIAL COAL COMPANY LTD	1,200,069.00	2,108,601.48
CENTENNIAL COMMUNICATIONS CP	83,300.00	867,090.69
CENTERPOINT ENERGY INC	475,934.00	6,255,622.24
CENTERRA GOLD INC	161,068.00	723,195.32
CENTEX CORP	97,788.00	924,243.28
CENTRAIS ELETRICAS BRAS-PR B	3,000.00	41,117.69
CENTRAL JAPAN RAILWAY CO	2,460.00	17,360,100.70
CENTRAL PATTANA PUB CO-FOREI	1,046,100.00	463,890.71
CENTRAL SUN MINING INC	59,300.00	42,103.00
CENTRICA PLC	5,520,405.00	22,673,261.60
CENTURYTEL INC	85,621.00	3,034,136.31
CEPHALON INC	119,335.00	10,241,284.35
CERADYNE INC	34,500.00	788,236.20
CERNER CORP	5,157.00	285,754.50
CEZ AS	78,500.00	3,511,513.29
CF INDUSTRIES HOLDINGS INC	49,308.00	4,419,871.79
CFS RETAIL PROPERTY TRUST	534,191.00	761,160.78
CGI GROUP INC - CL A	3,501,460.00	35,644,862.80
CHAMPION ENTERPRISES INC	5,379.00	3,253.74
CHARLES RIVER LABORATORIES	74,400.00	2,551,179.12
CHARMING SHOPPES	8,659.00	15,276.90
CHEMED CORP	54,400.00	2,666,784.83
CHENNAI PETROLEUM CORP LTD	42,006.00	98,387.07
CHESAPEAKE ENERGY CORP	409,420.00	8,802,125.49
CHEUNG KONG HOLDINGS LTD	3,229,409.00	34,994,922.88
CHEUNG KONG INFRASTRUCTURE	2,359,847.00	11,876,166.01
CHEVRON CORP	1,532,860.00	129,888,191.97
CHIBA BANK LTD/THE	1,735,000.00	10,718,859.69
CHIBA KOGYO BANK LTD/THE	16,000.00	195,658.44
CHINA COAL ENERGY CO - H	379,000.00	351,937.84
CHINA COMMUNICATIONS CONST-H	2,024,100.00	2,793,068.65
CHINA CONSTRUCTION BANK-H	14,688,000.00	10,491,704.73
CHINA COSCO HOLDINGS-H	1,328,000.00	1,088,729.96
CHINA DONGXIANG GROUP CO	345,000.00	159,622.71
CHINA EVERBRIGHT INTL LTD	4,623,000.00	1,163,285.49
CHINA EVERBRIGHT LTD	498,000.00	973,389.26

Issuer (Common Shares except as noted)	Shares	Market Value (CAD\$)
CHINA GRAND FORESTRY GREEN R	1,763,366.00	87,311.82
CHINA HIGH SPEED TRANSMISSIO	645,151.00	1,162,559.19
CHINA LIFE INSURANCE CO-ADR	14,149.00	877,977.26
CHINA LIFE INSURANCE CO-H	7,037,519.00	29,361,850.51
CHINA MENGNIU DAIRY CO	1,365,000.00	2,402,108.68
CHINA MERCHANTS BANK - H	1,232,000.00	2,708,071.28
CHINA MERCHANTS HLDGS INTL	114,000.00	330,164.53
CHINA MOBILE LTD	3,826,941.00	41,935,928.10
CHINA MOBILE LTD-SPON ADR	31,500.00	1,727,582.98
CHINA NATIONAL BUILDING MA-H	320,099.00	596,563.84
CHINA OILFIELD SERVICES-H	1,358,000.00	1,351,421.94
CHINA OVERSEAS LAND & INVEST	5,550,863.00	10,957,836.17
CHINA PETROLEUM & CHEM-ADR	7,930.00	641,275.58
CHINA PETROLEUM & CHEMICAL-H	13,893,718.00	11,187,444.03
CHINA PHARMACEUTICAL GROUP	238,000.00	119,775.88
CHINA RAILWAY CONSTRUCTIO-H	975,000.00	1,601,827.88
CHINA RESOURCES LAND LTD	11,658,000.00	22,710,987.41
CHINA RESOURCES POWER HOLDIN	1,378,000.00	3,633,004.72
CHINA SHENHUA ENERGY CO - H	3,670,000.00	10,402,579.01
CHINA STATE CONSTRUCTION INT	3,025,896.00	658,247.95
CHINA STEEL CORP	300.00	247.09
CHINA STEEL CORP-SPONS GDR	33,887.00	559,115.86
CHINA TELECOM CORP LTD-H	5,647,751.00	2,933,973.85
CHINA TRAVEL INTL INV HK	4,444,768.00	988,553.97
CHINA UNICOM HONG KONG LTD	1,567,802.00	2,107,425.69
CHINATRUST FINANCIAL HOLDING	5,782,727.00	2,660,317.02
CHINESE ESTATES HOLDINGS LTD	177,000.00	270,104.51
CHOICE HOTELS INTL INC	2,482.00	80,760.22
CHRISTIAN DIOR	25,518.00	1,759,406.10
CHUBB CORP	357,767.00	19,080,309.43
CHUBU ELECTRIC POWER CO INC	291,300.00	8,052,070.83
CHUGAI PHARMACEUTICAL CO LTD	58,400.00	1,234,890.08
CHUGOKU BANK LTD/THE	37,000.00	592,911.31
CHUGOKU ELECTRIC POWER CO	74,900.00	2,041,751.86
CHUNGHWA TELECOM CO LTD	5,189,515.00	11,917,809.50
CHUNGHWA TELECOM LTD-ADR	58,388.00	1,341,373.57
CHUO MITSUI TRUST HOLDINGS	774,000.00	2,957,805.31
CHURCH & DWIGHT CO INC	5,308.00	349,373.87
CHURCHILL CORP/THE-A	32,800.00	282,080.00
CI FINANCIAL CORP	1,220,500.00	17,074,795.00
CIA BRASILEIRA-SP ADR PREF A	26,200.00	894,106.86
CIA DE MINAS BUENAVENTUR-ADR	50,900.00	1,538,177.44
CIA ENERGETICA MINAS GER-PRF	80,600.00	1,519,176.30
CIA VALE DO RIO DOCE-ADR	275,130.00	4,611,360.39
CIE FINANCIERE RICHEMON-BR A	450,264.00	8,858,329.72
CIE GENERALE DE GEOPHYSIQUE	52,865.00	772,519.39
CIENA CORP	65,299.00	640,214.64
CIGNA CORP	240,000.00	5,320,060.32
CIMB GROUP HOLDINGS BHD	1,440,000.00	3,404,304.38
CIMPOR-CIMENTOS DE PORTUGAL	100,729.00	630,310.69

Issuer (Common Shares except as noted)	Shares	Market Value (CAD\$)
CIMSA CIMENTO SANAYI VE TIC	111,922.00	281,115.91
CINCINNATI FINANCIAL CORP	144,915.00	4,176,562.46
CINEPLEX GALAXY INCOME FUND	21,100.00	298,143.00
CINTAS CORP	94,913.00	2,956,743.44
CINTRA CONCESIONES DE INFRAE	107,338.00	604,248.77
CIRCLE K SUNKUS CO LTD	8,800.00	157,158.56
CIRCOR INTERNATIONAL INC	32,500.00	922,340.38
CISCO SYSTEMS INC	5,082,550.00	107,412,344.88
CIT GROUP INC	327,920.00	1,177,747.63
CITIGROUP INC	4,463,500.00	14,231,003.83
CITIZEN HOLDINGS CO LTD	110,590.00	563,486.11
CITRIX SYSTEMS INC	125,457.00	3,579,404.63
CITY DEVELOPMENTS LTD	1,779,600.00	7,511,458.41
CLARCOR INC	3,723.00	118,184.54
CLARIANT AG-REG	101,899.00	497,234.63
CLEAN ENERGY FUELS CORP	1,600.00	12,279.39
CLECO CORPORATION	4,565.00	124,778.51
CLIFFS NATURAL RESOURCES INC	14,600.00	334,124.39
CLOROX COMPANY	217,047.00	14,080,944.96
CLOSE BROTHERS GROUP PLC	9,841.00	95,301.16
CLP HOLDINGS LTD	717,960.00	6,206,554.60
CME GROUP INC	88,812.00	27,576,186.21
CML HEALTHCARE INCOME FUND	1,301,913.00	17,133,175.08
CMS ENERGY CORP	182,195.00	2,718,489.33
CNH GLOBAL N.V.	41,400.00	541,548.27
CNOOC LTD	14,757,509.00	18,399,456.57
CNOOC LTD-ADR	28,700.00	3,638,474.64
CNP ASSURANCES	28,934.00	2,295,802.18
CNP -CIE NATL A PORTEFEUILLE	20,327.00	1,186,392.97
CNX GAS CORP	50,430.00	1,506,815.22
COACH INC	218,590.00	4,600,300.87
COBHAM PLC	523,963.00	1,623,336.12
COCA-COLA AMATIL LIMITED	320,330.00	2,427,777.84
COCA-COLA CO/THE	1,746,825.00	96,749,282.62
COCA-COLA ENTERPRISES	287,920.00	4,785,817.18
COCA-COLA HELLENIC BOTTLING	71,592.00	1,291,577.97
COCA-COLA ICECEK AS	191,413.00	1,129,963.95
COCA-COLA WEST CO LTD	15,400.00	309,160.71
COCHLEAR LIMITED	31,864.00	1,395,501.32
COCOKARA FINE HOLDINGS INC	60.00	674.10
COFINIMMO	950.00	127,350.61
COGECO CABLE INC	477,158.00	15,030,477.00
COGECO INC	48,700.00	1,171,235.00
COGNIZANT TECH SOLUTIONS-A	186,772.00	4,893,343.85
COLGATE-PALMOLIVE CO	419,845.00	31,205,649.70
COLOPLAST-B	10,306.00	797,426.03
COLOSSUS MINERALS INC	85,700.00	179,113.00
COLRUYT SA	11,208.00	3,232,976.44
COLT TELECOM GROUP SA	43,280.00	67,903.35
COM DEV INTERNATIONAL LTD	733,300.00	2,361,226.00



Issuer (Common Shares except as noted)	Shares	Market Value (CAD\$)
COMCAST CORP-CL A	2,896,542.00	49,789,031.20
COMCAST CORP-SPECIAL CL A	956,176.00	15,508,002.45
COMERICA INC	137,530.00	3,173,403.25
COMFORTDELGRO CORP LTD	1,811,000.00	2,038,398.32
COMMERCIAL METALS CO	138,670.00	2,018,384.84
COMMERZBANK AG	290,008.00	1,947,459.38
COMMONWEALTH BANK OF AUSTRAL	680,080.00	20,647,002.87
COMPAGNIE DE SAINT-GOBAIN	462,566.00	16,319,242.60
COMPANHIA DE BEBIDAS-PRF ADR	10,800.00	649,885.14
COMPASS GROUP PLC	1,471,204.00	8,463,465.98
COMPUTER SCIENCES CORP	164,664.00	7,644,652.66
COMPUTERSHARE LIMITED	141,018.00	1,082,333.99
COMPUWARE CORP	346,162.00	2,874,777.79
COMSTOCK RESOURCES INC	24,870.00	933,966.99
CONAGRA FOODS INC	369,028.00	7,845,378.07
CONCHO RESOURCES INC	25,020.00	806,857.92
CONOCOPHILLIPS	1,222,832.00	60,346,064.63
CONSOL ENERGY INC	134,063.00	4,264,201.90
CONSOLIDATED EDISON INC	222,306.00	11,096,742.34
CONSOLIDATED THOMPSON IRON M	722,000.00	1,869,980.00
CONSTELLATION BRANDS INC-A	127,153.00	1,906,834.71
CONSTELLATION ENERGY GROUP	168,318.00	4,382,282.34
CONSTELLATION SOFTWARE INC	73,300.00	2,089,050.00
CONTACT ENERGY LTD	43,168.00	177,311.25
CONTAINER CORP OF INDIA LTD	130,832.00	2,323,500.31
CONVERGYS CORP	105,968.00	1,079,010.26
COOKSON GROUP	28,780.00	8,433.91
COOPER INDS LTD	188,657.00	6,148,099.96
COPA HOLDINGS SA-CLASS A	48,200.00	1,741,462.82
CORINTHIAN COLLEGES INC	257,130.00	6,302,485.15
CORIO NV	25,607.00	1,332,016.75
CORNING INC	2,197,856.00	36,754,425.00
Coronation Fd Mgrs	119,600.00	798,928.00
CORPORACION FINANCIERA ALBA	34,771.00	1,643,750.86
CORPORATE EXECUTIVE BOARD CO	121,400.00	2,218,330.06
CORUS ENTERTAINMENT INC-B SH	729,290.00	9,940,222.70
COSCO CORP SINGAPORE LTD	181,000.00	122,835.56
COSMO OIL COMPANY LTD	116,000.00	440,333.39
COSSETTE COMM GROUP INC	339,500.00	1,083,005.00
COSTCO WHOLESALE CORP	447,932.00	26,146,894.54
COVANTA HOLDING CORP	96,370.00	1,589,721.25
COVENTRY HEALTH CARE INC	90,025.00	1,468,036.59
COVIDIEN LTD	733,414.00	30,722,014.25
CP ALL PCL	3,441,000.00	1,538,110.99
CR BARD INC	80,328.00	8,070,003.43
CRA INTERNATIONAL INC	41,000.00	975,495.62
CRANE CO	49,500.00	1,052,972.71
CREDIT AGRICOLE SA	1,572,104.00	21,828,263.34
CREDIT SAISON CO LTD	369,300.00	4,492,520.29
CREDIT SUISSE GROUP AG-REG	938,618.00	35,997,330.57



Issuer (Common Shares except as noted)	Shares	Market Value (CAD\$)
CREE INC	6,694.00	198,493.88
CRESCENT POINT ENERGY CORP	185,300.00	4,884,508.00
CREW ENERGY INC	484,300.00	1,893,613.00
CRH PLC	365,146.00	9,892,275.91
CRH PLC - FPR	68,699.00	1,882,030.43
CRITERIA CAIXACORP SA	335,800.00	1,363,073.71
CRODA INTERNATIONAL PLC	240,682.00	2,300,404.21
CROMPTON GREAVES LIMITED	377,731.00	1,153,095.93
CROSS COUNTRY HEALTHCARE INC	2,290.00	18,902.37
CROWN CASTLE INTL CORP	20,328.00	522,850.02
CROWN LTD	1,780,275.00	9,882,186.60
CSK HOLDINGS CORP	69,395.00	213,919.77
CSL LIMITED	886,793.00	25,186,289.99
CSR LIMITED	308,789.00	323,918.16
CSX CORP	365,331.00	11,901,084.76
CTRIIP.COM INTERNATIONAL-ADR	28,200.00	973,731.34
CUBIC CORP	41,500.00	1,324,715.94
CUMMINS INC	152,381.00	4,887,177.15
CVS CAREMARK CORP	1,308,633.00	45,334,839.54
CYALUME TECHNOLOGIES HOLDING	103,000.00	74,635.34
CYRELA BRAZIL REALTY	172,600.00	865,891.37
CYTOKINETICS INC	263,600.00	564,720.82
D/S NORDEN	40,020.00	1,406,908.35
DAEGU BANK	90,000.00	596,762.85
DAELIM INDUSTRIAL CO LTD	114,707.00	5,477,482.11
DAESANG CORPORATION	9,270.00	48,566.18
DAH SING BANKING GROUP LTD	222,400.00	154,167.69
DAH SING FINANCIAL	280,000.00	686,381.70
DAI NIPPON PRINTING CO LTD	191,000.00	2,187,260.08
DAICEL CHEMICAL INDUSTRIES	74,000.00	332,746.73
DAIDO STEEL CO LTD	59,000.00	182,627.28
DAIHATSU MOTOR CO LTD	51,000.00	499,578.67
DAIICHI SANKYO CO LTD	775,095.00	16,271,197.29
DAIKIN INDUSTRIES LTD	91,400.00	3,120,242.57
DAILY MAIL&GENERAL TST-A NV	98,466.00	415,515.11
DAIMLER AG-REGISTERED SHARES	653,052.00	20,814,141.92
DAINIPPON SUMITOMO PHARMA CO	41,000.00	427,213.07
DAIRY FARM INTL HLDG	690,300.00	3,871,126.47
DAITO TRUST CONSTRUCT CO LTD	236,400.00	9,937,308.68
DAIWA HOUSE INDUSTRY CO LTD	142,000.00	1,432,586.63
DAIWA SECURITIES GROUP INC	359,000.00	1,957,246.77
DALIAN PORT (PDA) CO LTD-H	914,636.00	371,209.45
DANAHER CORP	193,819.00	13,243,273.16
DANIELI & CO-RSP	826,232.00	5,796,738.10
DANISCO A/S	18,841.00	708,839.08
DANONE	267,514.00	16,382,167.16
DANSKE BANK A/S	293,396.00	3,105,827.71
DARDEN RESTAURANTS INC	127,240.00	5,493,517.27
DARLING INTERNATIONAL INC	156,200.00	730,288.42
DASSAULT SYSTEMES SA	30,925.00	1,511,528.73

Issuer (Common Shares except as noted)	Shares	Market Value (CAD\$)
DATA DOMAIN INC	29,220.00	462,865.66
DATANG INTL POWER GEN CO-H	1,054,000.00	583,479.64
DAVITA INC	107,189.00	5,936,747.44
DAYLIGHT RESOURCES TRUST	451,300.00	3,073,353.00
DBS GROUP HOLDINGS LTD	3,622,114.00	25,330,894.00
DE LA RUE PLC	44,085.00	772,754.93
DEALERTRACK HOLDINGS INC	22,950.00	378,872.83
DEAN FOODS CO	106,503.00	2,426,608.66
DECKERS OUTDOOR CORP	4,742.00	316,960.06
DEERE & CO	411,076.00	17,027,908.24
DEL GLOBAL TECHNOLOGIES CORP	320,382.00	213,985.06
DELHAIZE GROUP	173,125.00	14,115,652.92
DELL INC	1,549,167.00	18,507,427.20
DELTA AIR LINES INC	290,500.00	2,061,076.00
DELTA ELECTRONICS INC	4,042,134.00	9,357,811.97
DELTIC TIMBER CORP	40,500.00	2,011,411.52
DELUXE CORP	3,741.00	45,399.75
DEMAG CRANES AG	15,708.00	343,735.64
DENA CO LTD	57.00	233,070.47
DENBURY RESOURCES INC	56,060.00	1,049,811.63
DENKI KAGAKU KOGYO K K	92,000.00	207,428.52
DENSO CORP	173,500.00	4,314,064.76
DENTSPLY INTERNATIONAL INC	101,239.00	3,425,560.26
DENTSU INC	45,600.00	868,968.04
DESCARTES SYSTEMS GRP/THE	2,171,100.00	7,815,960.00
DETOUR GOLD CORP	20,600.00	228,454.00
DEUTSCHE BANK AG-REGISTERED	577,800.00	29,260,990.00
DEUTSCHE BOERSE AG	131,719.00	9,984,936.19
DEUTSCHE LUFTHANSA-REG	472,180.00	6,444,096.30
DEUTSCHE POST AG-REG	1,121,402.00	15,191,986.22
DEUTSCHE POSTBANK AG	137,776.00	2,750,260.65
DEUTSCHE TELEKOM AG-REG	1,782,224.00	27,835,964.62
DEVON ENERGY CORPORATION	501,365.00	28,236,043.53
DEVRY INC	4,669.00	283,485.04
DEXIA SA	904,691.00	3,929,216.83
DEXIA-STRIP VVPR	354,970.00	1,185.92
DEXUS PROPERTY GROUP	1,086,117.00	712,082.16
DIAGEO PLC	1,170,692.00	16,604,509.47
DIAGNOSTICOS DA AMERICA SA	86,005.00	1,165,615.52
DIAMOND OFFSHORE DRILLING	51,406.00	4,072,186.54
DIC CORP	1,427,000.00	2,617,543.05
DIGI INTERNATIONAL INC	103,500.00	1,000,403.47
DIGI.COM BHD	54,400.00	398,024.75
DIGITAL RIVER INC	10,240.00	384,810.64
DIONEX CORP	1,341.00	79,849.11
DIRECTV GROUP INC/THE	401,061.00	11,518,455.08
DISCOVER FINANCIAL SERVICES	439,729.00	3,496,664.33
DISCOVERY AIR INC-CL A	308,000.00	60,060.00
DISCOVERY COMMUNICATIONS-A	27,494.00	555,059.98
DISCOVERY COMMUNICATIONS-C	11,900.00	219,696.97

Issuer (Common Shares except as noted)	Shares	Market Value (CAD\$)
DNB NOR ASA	1,764,559.00	9,946,152.63
DNO INTERNATIONAL ASA	2,375,000.00	2,611,013.89
DOGAN SIRKETLER GRUBU HLDGS	326,078.78	134,867.94
DOLLAR FINANCIAL CORP	109,146.00	1,309,435.91
DOMINION MINING LTD	59,347.00	290,522.00
DOMINION RESOURCES INC/VA	600,734.00	23,460,824.14
DOMTAR CORP	38,878.00	46,544.35
DONALDSON CO INC	5,750.00	194,486.67
DONGBU INSURANCE CO LTD	29,790.00	555,464.24
DONGFENG MOTOR GRP CO LTD-H	3,718,000.00	2,420,385.14
DONGKUK STEEL MILL CO LTD	38,760.00	895,466.26
DOREL INDUSTRIES-CL B	840,124.00	16,105,177.08
DOUTOR NICHIRE HOLDINGS CO	37,000.00	599,038.37
DOVER CORP	417,029.00	13,863,743.77
DOVER SADDLERY INC	114,963.00	277,438.25
DOW CHEMICAL	701,711.00	7,454,616.98
DOWA HOLDINGS CO LTD	101,000.00	472,166.10
DOWA HOLDINGS INC	36,000.00	8,391.91
DOWNER EDI LIMITED	425,402.00	1,654,823.84
DR HORTON INC	209,899.00	2,565,792.78
DR PEPPER SNAPPLE GROUP INC	269,435.00	5,741,655.00
DR. REDDY'S LABORATORIES	732,667.00	8,878,289.28
DRAEGERWERK AG & CO KGAA	4,173.00	112,856.77
DRAX GROUP PLC	1,628,467.00	15,168,197.01
DS SMITH PLC	52,759.00	47,571.98
DSP GROUP INC	136,000.00	740,392.70
DSV A/S	86,345.00	795,903.09
DSW INC-CLASS A	115,500.00	1,352,188.30
DTE ENERGY COMPANY	130,862.00	4,568,070.50
DU PONT (E.I.) DE NEMOURS	737,123.00	20,742,837.29
DUCOMMUN INC	63,500.00	1,163,530.06
DUFF & PHELPS CORP-CL A	61,023.00	1,211,193.66
DUFREY GROUP-REG	30,890.00	587,894.25
DUKE ENERGY CORP	1,027,141.00	18,535,852.22
DUN & BRADSTREET CORP	34,304.00	3,328,702.36
DUNDEE CORP -CL A	945,995.00	4,862,414.30
DUNDEE REAL ESTATE INVESTMEN	2,100.00	26,775.00
DUNDEEWEALTH INC	1,289,300.00	6,433,607.00
DYNEGY INC-CL A	1,126,053.00	2,000,863.31
E*TRADE FINANCIAL CORP	406,431.00	655,595.96
E.ON AG	1,701,701.00	59,438,749.52
E.SUN FINANCIAL HOLDING CO	2,140,222.00	659,046.31
EADS NV	867,199.00	12,689,813.86
EAGLE MATERIALS INC	20,420.00	624,032.14
EAST JAPAN RAILWAY CO	322,300.00	21,061,293.43
EASTERN PLATINUM LTD	5,860,372.00	2,373,450.66
EASTMAN CHEMICAL COMPANY	129,754.00	4,382,228.55
EASTMAN KODAK CO	204,130.00	977,529.58
EASYHOME LTD	378,400.00	3,640,208.00
EASYJET PLC	236,817.00	1,193,656.48

Issuer (Common Shares except as noted)	Shares	Market Value (CAD\$)
EATON CORP	168,004.00	7,803,949.10
EBARA CORP	366,000.00	1,007,029.53
EBAY INC	1,181,604.00	18,702,560.45
ECOLAB INC	130,390.00	5,706,746.01
ECZACIBASI YATIRIM HOLDING	147,923.00	201,343.58
EDDIE BAUER HOLDINGS INC	272,000.00	147,392.99
EDF	276,808.00	13,656,769.83
EDION CORP	241,000.00	749,055.91
EDISON INTERNATIONAL	424,247.00	15,402,865.16
EDP RENOVAVEIS SA	110,523.00	1,135,244.84
EDP-ENERGIAS DE PORTUGAL SA	1,280,750.00	5,590,313.35
EDUCOMP SOLUTIONS LTD	19,364.00	1,003,924.76
EDWARDS LIFESCIENCES CORP	4,219.00	322,356.60
EF JOHNSON TECHNOLOGIES INC	172,200.00	162,754.83
EFG EUROBANK ERGASIAS	137,449.00	996,468.77
EFG INTERNATIONAL AG	18,600.00	174,732.42
EFG-HERMES HOLDING SAE	459,547.00	1,565,003.66
EHIME BANK LTD/THE	49,000.00	163,532.75
EIFFAGE	15,969.00	934,437.45
EIS ECZACIBASI ILAC VE SINAI	879,012.00	667,635.90
EISAI CO LTD	386,900.00	14,193,796.87
EL PASO CORP	570,721.00	4,495,141.28
EL PASO ELECTRIC CO	61,900.00	1,099,109.89
EL.EN. SPA	2,550.00	42,809.35
ELAN CORP PLC	203,004.00	1,790,485.86
ELAN CORP PLC -SPONS ADR	282,900.00	2,367,230.25
ELBIT SYSTEMS LTD	28,806.00	1,701,023.59
ELDORADO GOLD CORP	3,634,862.00	41,437,426.80
ELECTRIC POWER DEVELOPMENT C	132,240.00	4,918,730.86
ELECTRICITY GEN PUB CO-FOR R	366,200.00	876,909.09
ELECTROLUX AB-SER B	267,555.00	2,626,282.93
ELECTRONIC ARTS INC	366,988.00	8,412,479.87
ELI LILLY & CO	921,196.00	38,785,374.97
ELISA OYJ	55,922.00	1,026,627.20
ELPIDA MEMORY INC	271,500.00	2,351,722.72
EMBARQ CORP	101,857.00	4,858,433.24
EMC CORP/MASS	1,650,848.00	23,716,544.61
EMCOR GROUP INC	4,780.00	103,427.89
EMERA INC	1,138,029.00	21,656,691.87
EMERSON ELECTRIC CO	694,283.00	25,005,654.78
EMPIRE CO LTD 'A'	440,843.00	23,364,679.00
EMPRESAS ICA S.A.B	217,559.00	472,603.50
EMULEX CORP	138,000.00	874,755.23
ENABLENCE TECHNOLOGIES INC	2,470,800.00	975,966.00
ENAGAS	362,983.00	6,469,684.20
ENBRIDGE INC	4,844,321.00	176,091,068.35
ENCANA CORP	9,153,968.00	472,344,748.80
ENCORE ACQUISITION CO	15,730.00	461,279.95
ENCORE WIRE CORP	77,550.00	2,094,321.97
ENDO PHARMACEUT HLDGS INC	8,746.00	194,863.82



Issuer (Common Shares except as noted)	Shares	Market Value (CAD\$)
ENEL SPA	3,320,256.00	20,036,035.99
ENERFLEX SYSTEMS INCOME FUND	860,913.00	7,980,663.51
ENERGEN CORP	5,435.00	199,516.82
ENERGIZER HOLDINGS INC	4,419.00	276,714.85
ENERGOLD DRILLING CORP	297,000.00	412,830.00
ENERGY CONVERSION DEVICES	10,910.00	182,446.34
ENERGY SAVINGS INCOME FUND	313,400.00	3,322,040.00
ENERPLUS RESOURCES FUND	3,100.00	64,480.00
ENERSYS	19,570.00	298,904.82
ENGHOUSE SYSTEMS LTD	704,300.00	3,521,500.00
ENI SPA	2,461,122.00	60,105,317.06
ENIA SPA	854,810.00	5,265,431.90
ENSCO INTERNATIONAL INC	90,595.00	3,014,030.42
ENSIGN ENERGY SERVICES INC	1,116,004.00	12,186,763.68
ENSIGN GROUP INC/THE	70,900.00	1,381,322.86
ENTEGRIS INC	8,087.00	8,764.46
ENERGY CORP	168,873.00	14,490,488.55
ENZO BIOCHEM INC	96,560.00	489,173.35
EOG RESOURCES INC	287,835.00	19,863,076.56
EPSILON ENERGY LTD	104,900.00	59,793.00
EQT CORP	94,258.00	3,721,500.58
EQUIFAX INC	80,811.00	2,489,939.64
EQUINIX INC	77,580.00	5,489,578.64
EQUINOX MINERALS LTD	4,359,000.00	8,064,150.00
EQUITABLE GROUP INC	365,800.00	4,020,142.00
EQUITY RESIDENTIAL	237,058.00	5,481,888.02
ERAMET	1,617.00	447,236.42
ERICSSON (LM) TEL-SP ADR	177,200.00	1,806,557.19
ERICSSON LM-B SHS	2,760,987.00	28,362,000.42
ERIE INDEMNITY COMPANY-CL A	2,330.00	100,361.57
ERSTE GROUP BANK AG	114,448.00	2,437,534.49
ESPRIT HOLDINGS LTD	800,290.00	5,131,864.79
ESSILOR INTERNATIONAL	80,781.00	3,926,762.11
ESTEE LAUDER COMPANIES-CL A	194,856.00	6,052,993.14
EURASIAN NATURAL RESOURCES	113,700.00	925,256.94
EURAZEO	8,896.00	299,880.56
EUROPEAN GOLDFIELDS LIMITED	899,941.00	3,014,802.35
EUROTUNNEL GROUPE SA	1,035.00	753,805.35
EUROTUNNEL GRP PLC	11,562.00	1,641,663.97
EUTELSAT COMMUNICATIONS	44,275.00	1,183,343.77
EVERCORE PARTNERS INC-CL A	70,800.00	1,378,482.37
EVERTZ TECHNOLOGIES LTD	294,500.00	3,725,425.00
EXCO TECHNOLOGIES LTD	1,511,800.00	1,511,800.00
EXEDY CORP	69,000.00	1,092,515.45
EXELIXIS INC	56,200.00	325,786.90
EXELON CORP	631,159.00	36,102,596.49
EXOR SPA	30,500.00	386,699.84
EXOR SPA - PRF	13,104.00	110,323.19
EXPEDIA INC	180,620.00	2,066,765.30
EXPEDITORS INTL WASH INC	217,894.00	7,768,151.63

Issuer (Common Shares except as noted)	Shares	Market Value (CAD\$)
EXPERIAN PLC	506,404.00	3,988,547.00
EXPRESS SCRIPTS INC	197,442.00	11,487,853.58
EXTENDICARE REAL ESTATE INVE	14,200.00	60,776.00
EXXON MOBIL CORP	3,682,029.00	315,990,329.61
F5 NETWORKS INC	12,300.00	324,734.64
FAIRBORNE ENERGY LTD	82,636.00	248,734.36
FAIRFAX FINANCIAL HLDGS LTD	170,606.00	55,617,556.00
FAIRFAX MEDIA LTD	6,132,845.00	5,441,520.41
FAMILY DOLLAR STORES	101,350.00	4,262,058.78
FAMILYMART CO LTD	45,800.00	1,750,225.88
FANUC LTD	114,700.00	9,686,888.80
FAR EASTERN TEXTILE	2,510,383.00	2,458,798.45
FARALLON RESOURCES LTD	4,337,300.00	759,027.50
FAST RETAILING CO LTD	16,100.00	2,290,796.01
FASTENAL CO	127,209.00	5,154,728.88
FEDERAL BANK LTD	41,337.00	141,565.49
FEDERATED INVESTORS INC-CL B	61,050.00	1,712,577.77
FEDEX CORP	244,159.00	13,689,091.25
FIAT SPA	304,075.00	2,676,847.98
FIDELITY NATIONAL FINL-A	91,700.00	2,254,582.23
FIDELITY NATIONAL INFORMATIO	143,371.00	3,288,305.64
FIELDS CORP	494.00	884,748.10
FIELMANN AG	959.00	74,266.75
FIFTH THIRD BANCORP	512,236.00	1,884,917.84
FINMECCANICA SPA	174,082.00	2,724,744.82
FINNING INTERNATIONAL INC	1,869,552.00	23,556,355.20
FIRST HORIZON NATIONAL CORP	194,131.70	2,627,484.79
FIRST QUANTUM MINERALS LTD	779,773.00	27,681,941.50
FIRST SOLAR INC	3,134.00	524,094.24
FIRST URANIUM CORP	344,100.00	2,298,588.00
FIRST URANIUM WRNTS	59,800.00	151,294.00
FIRSTENERGY CORP	317,863.00	15,462,038.77
FIRSTGROUP PLC	182,884.00	882,234.77
FIRSTSERVICE CORPORATION-VTG	879,509.00	9,120,508.33
FISCHER (GEORG)-REG	2,741.00	404,592.40
FISERV INC	137,758.00	6,329,551.95
FLETCHER BUILDING LTD	104,265.00	449,229.37
FLINT ENERGY SERVICES LTD	20,100.00	126,630.00
FLIR SYSTEMS INC	121,767.00	3,142,671.84
FLOWERS FOODS INC	5,855.00	173,246.50
FLOWERVE CORP	45,035.00	3,184,984.36
FLSMIDTH & CO A/S	28,846.00	921,895.38
FLUOR CORP	293,783.00	12,791,285.38
FLUSHING FINANCIAL CORP	5,700.00	43,242.50
FMC CORP	127,701.00	6,942,468.44
FMC TECHNOLOGIES INC	14,300.00	565,314.38
FNX MINING CO INC	1,120,740.00	5,054,537.40
FOCUS MEDIA HOLDING-ADR	215,900.00	1,850,124.82
FOMENTO DE CONSTRUC Y CONTRA	15,251.00	587,221.07
FOMENTO ECONOMICO MEX-SP ADR	65,090.00	2,067,886.00



Issuer (Common Shares except as noted)	Shares	Market Value (CAD\$)
FONDIARIA-SAI SPA	33,835.00	497,371.88
FONDIARIA-SAI SPA - RSP	839,383.00	10,025,327.95
FOOT LOCKER INC	11,779.00	155,564.03
FORBES ENERGY SERVICES LTD	82,700.00	43,831.00
FORBO HOLDING AG-REG	24.00	4,461.42
FORCE PROTECTION INC	118,500.00	716,801.76
FORD MOTOR CO	2,968,887.00	9,839,859.38
FORESIGHT FINANCIAL GROUP	37,400.00	367,625.54
FOREST CITY ENTERPRISES-CL A	5,422.00	24,598.10
FOREST LABORATORIES INC	293,607.00	8,125,277.77
FOREST OIL CORP	29,360.00	486,543.06
FORMOSA PLASTICS CORP	652,000.00	1,236,082.66
FORSYS METALS CORP	34,900.00	139,600.00
FORT CHICAGO ENERGY-CLASS A	13,800.00	97,704.00
FORTESCUE METALS GROUP LTD	747,850.00	1,667,043.41
FORTH PORTS PLC	8,747.00	143,070.83
FORTIS	997,273.00	2,303,926.49
FORTIS INC	1,641,016.00	36,332,094.24
FORTIS -STRIP VVPR	341,776.00	570.92
FORTRESS INTERNATIONAL GROUP	128,000.00	159,692.54
FORTRESS INTERNATIONAL GROUP (WTS)	55,900.00	1,268.01
FORTUM OYJ	244,159.00	5,852,710.14
FORTUNE BRANDS INC	165,377.00	5,116,418.74
FORWARD AIR CORPORATION	88,500.00	1,810,094.57
FORZANI GROUP LTD-CL A	205,250.00	2,052,500.00
FOSSIL INC	100,700.00	1,992,363.60
FOSTER (LB) CO -CL A	45,190.00	1,414,029.72
FOSTER WHEELER AG	5,800.00	127,691.03
FOSTER'S GROUP LTD	1,088,786.00	4,815,986.67
FOXCONN INTERNATIONAL HLDGS	1,506,000.00	801,917.21
FPL GROUP INC	366,373.00	23,422,206.11
FRANCE TELECOM SA	2,146,217.00	61,485,135.17
FRANCO-NEVADA CORP	648,800.00	17,660,336.00
FRANKLIN RESOURCES INC	111,707.00	7,583,450.20
FRANSHION PROPERTIES	2,847,423.00	896,776.95
FRAPORT AG	12,600.00	509,983.75
FRASER AND NEAVE LTD	1,724,570.00	3,611,046.18
FREEMPORT-MCMORAN COPPER	483,753.00	23,232,828.97
FRESENIUS MEDICAL CARE AG &	465,584.00	22,756,462.21
FRESENIUS SE	11,002.00	524,698.87
FRESENIUS SE-PREF	34,548.00	1,994,476.95
FRIENDS PROVIDENT PLC	910,420.00	1,137,783.67
FRONTIER COMMUNICATIONS CORP	446,039.00	4,035,866.14
FRONTLINE LTD	20,600.00	460,619.19
FTI CONSULTING INC	12,540.00	781,927.89
FUBON FINANCIAL HOLDING CO	1,115,000.00	845,954.88
FUGRO NV-CVA	22,200.00	888,159.30
FUJI ELECTRIC HOLDINGS CO LT	81,000.00	119,687.94
FUJI HEAVY INDUSTRIES LTD	411,000.00	1,685,796.17
FUJI MEDIA HOLDINGS INC	75.00	105,281.05



Issuer (Common Shares except as noted)	Shares	Market Value (CAD\$)
FUJI OIL CO LTD	58,800.00	792,447.25
FUJI SOFT INC	10,900.00	209,657.70
FUJIFILM HOLDINGS CORP	344,400.00	9,322,436.75
FUJIKURA KASEI CO LTD	22,100.00	102,752.53
FUJIMORI KOGYO CO LTD	13,400.00	88,076.87
FUJITSU LTD	1,771,120.00	8,234,708.30
FUKUOKA FINANCIAL GROUP INC	183,000.00	696,994.97
FUNAI ELECTRIC CO LTD	22,200.00	814,428.25
FURUKAWA ELECTRIC CO LTD	953,812.00	3,377,652.34
FURUKAWA-SKY ALUMINUM CORP	145,000.00	280,749.48
FUTABA CORP	23,920.00	469,843.17
G STEEL PCL	3,481,400.00	30,876.38
G4S PLC	699,172.00	2,444,817.86
GABRIEL RESOURCES LIMITED	660,500.00	1,585,200.00
GAIAM INC-CLASS A	1,387.00	5,733.10
GAIL INDIA LTD	784,875.00	4,754,007.10
GALENICA AG-REG	724.00	263,364.47
GALLEON ENERGY INC-A	349,413.00	1,261,380.93
GALP ENERGIA SGPS SA-B SHRS	739,508.00	11,093,065.83
GAM HOLDING LTD	530,949.00	16,449,916.50
GAME GROUP PLC	908,031.00	2,468,554.21
GAMESA CORP TECNOLOGICA SA	106,465.00	1,717,973.11
GAMESTOP CORP-CLASS A	149,535.00	5,280,201.08
GAMMON GOLD INC	1,625,305.00	13,457,525.40
GANNETT CO	279,520.00	774,952.43
GAP INC/THE	822,585.00	13,465,714.80
GAS NATURAL SDG SA	149,990.00	2,578,161.13
GAS NATURAL SDG SA-RTS	37,901.00	110,795.24
GATEWAY DISTRI PARKS LTD	686,011.00	916,947.78
GATX CORP	3,562.00	90,809.08
GAZPROM OAO-SPON ADR	176,063.00	3,384,983.17
GDF SUEZ	870,553.00	37,591,368.91
GDF SUEZ - STRIP VVPR	63,819.00	106.61
GEA GROUP AG	103,579.00	1,389,375.50
GEBERIT AG-REG	21,018.00	2,379,139.35
GECINA SA	11,101.00	535,539.70
GENCORP INC	176,000.00	470,205.82
GENERAL CABLE CORP	3,800.00	94,913.22
GENERAL DYNAMICS CORP	282,919.00	14,828,270.84
GENERAL ELECTRIC CO	9,443,315.00	120,313,706.84
GENERAL MILLS INC	303,580.00	19,082,667.22
GENERAL MOTORS CORP	396,215.00	968,661.68
GENESEE & WYOMING INC-CL A	19,133.00	512,367.39
GENIVAR INCOME FUND	394,900.00	8,786,525.00
GENNUM CORP	1,296,600.00	5,380,890.00
GENOPTIX INC	9,980.00	343,094.99
GEN-PROBE INC	3,979.00	228,553.43
GENTING SINGAPORE PLC	1,070,000.00	464,916.30
GENTIVA HEALTH SERVICES	27,200.00	521,017.09
GENUINE PARTS CO	142,888.00	5,376,814.28

Issuer (Common Shares except as noted)	Shares	Market Value (CAD\$)
GENWORTH FINANCIAL INC-CL A	509,512.00	1,219,965.34
GENZYME CORP	250,223.00	18,727,509.55
GEO CORP	1,173.00	848,699.05
GEO GROUP INC/THE	29,500.00	492,580.68
GEOEYE INC	31,500.00	784,001.93
GEOMETRIC LTD	278,365.00	100,162.88
GERBER SCIENTIFIC INC	1,623.00	4,888.28
GERDAU AMERISTEEL CORP	1,290,097.00	4,902,368.60
GESCO AG	4,418.00	239,850.95
GESTEVISION TELECINCO SA	52,800.00	460,401.58
GETINGE AB-B SHS	102,625.00	1,245,525.39
GILDAN ACTIVEWEAR INC	1,211,854.00	12,433,622.04
GILDEMEISTER AG	3,260.00	31,802.61
GILEAD SCIENCES INC	991,758.00	57,891,358.15
GIVAUDAN-REG	4,484.00	2,927,321.85
GLACIER MEDIA INC	1,717,400.00	3,108,494.00
GLADSTONE INVESTMENT CORP	317,432.00	1,528,106.22
GLAXOSMITHKLINE PHARMACEUTIC	41,781.00	1,127,333.57
GLAXOSMITHKLINE PLC	4,026,845.00	78,973,039.17
GLENMARK PHARMACEUTICALS LTD	289,409.00	1,132,514.55
GLOBAL & YUASA BATTERY CO	5,140.00	105,424.47
GLOBAL GREEN TECH GROUP LTD	1,722,720.00	75,510.82
GLV INC-A	599,829.00	3,952,873.11
GMO INTERNET INC	88,300.00	376,801.72
GO-AHEAD GROUP PLC	28,962.00	574,521.00
GODO STEEL LTD	713,000.00	2,188,839.62
GOLD FIELDS LTD	72,675.00	1,004,738.94
GOLD WHEATON GOLD CORP	4,563,700.00	1,140,925.00
GOLD WHEATON GOLD CORP-CW13	1,202,600.00	78,169.00
GOLDCORP INC	8,076,739.00	342,776,803.16
GOLDEN AGRI-RESOURCES LTD	13,241,040.00	3,308,209.98
GOLDEN MEDITECH CO LTD	1,688,000.00	312,397.83
GOLDLEAF FINANCIAL SOLUTIONS	411,400.00	388,834.71
GOLDMAN SACHS GROUP INC	587,955.00	78,554,553.26
GOODMAN FIELDER LTD	323,100.00	295,151.83
GOODMAN GROUP	549,676.00	156,164.52
GOODRICH CORP	94,242.00	4,499,959.18
GOODYEAR TIRE & RUBBER CO	189,699.00	1,496,507.34
GOOGLE INC-CL A	190,238.00	83,443,183.08
GPT GROUP	969,924.00	368,824.02
GRACO INC	109,796.00	2,361,889.17
GRAND CANYON EDUCATION INC	25,050.00	544,863.85
GRANITE CONSTRUCTION INC	42,501.00	2,007,419.81
GRASIM INDUSTRIES LTD	63,232.00	2,472,511.31
GRASIM INDUSTRIES-REG S GDR	16,000.00	628,789.39
GREAT BASIN GOLD LTD	660,187.00	1,069,502.94
GREAT BASIN GOLD LTD-CW10	75,850.00	32,236.25
GREAT CANADIAN GAMING CORP	1,178,200.00	3,086,884.00
GREAT LAKES DREDGE & DOCK CO	206,220.00	782,234.12
GREAT PLAINS ENERGY INC	58,353.00	990,535.99



Issuer (Common Shares except as noted)	Shares	Market Value (CAD\$)
GREATBATCH INC	38,400.00	936,379.01
GREAT-WEST LIFECO INC	3,080,256.00	54,551,333.76
GREE INC	27,300.00	1,888,295.01
GREEN MOUNTAIN COFFEE ROASTE	1,353.00	81,842.43
GRIFOLS SA	50,000.00	906,216.82
GROUPE AEROPLAN INC	1,852,132.00	14,520,714.88
GROUPE BRUXELLES LAMBERT SA	49,270.00	4,210,614.44
GROUPE EUROTUNNEL SA - REGR	43,153.00	288,338.98
GRUBB & ELLIS CO	435,000.00	345,357.81
GRUPA LOTOS SA	9,059.00	53,539.71
GRUPO FERROVIAL	31,741.00	851,527.20
GRUPO FINANCIERO BANORTE-O	735,065.00	1,234,801.02
GRUPO TELEVISA SA-SPONS ADR	65,000.00	1,117,293.32
GS ENGINEERING & CONSTRUCT	114,825.00	6,381,303.60
GS HOLDINGS CORP	17,620.00	474,383.26
GUNMA BANK LTD/THE	166,955.00	1,127,152.47
GUYANA GOLDFIELDS INC	671,800.00	1,975,092.00
GYMBOREE CORP	23,200.00	624,202.26
H I S CO LTD	22,000.00	548,149.34
H&E EQUIPMENT SERVICES INC	113,500.00	936,864.18
H&R BLOCK INC	359,995.00	8,252,179.06
H.B. FULLER CO.	3,543.00	58,043.55
HACHIJUNI BANK LTD/THE	170,000.00	1,236,495.09
HACI OMER SABANCI HOLDING	173,630.00	373,434.38
HAIN CELESTIAL GROUP INC	2,947.00	52,884.65
HAKUHODO DY HOLDINGS INC	4,200.00	225,771.50
HALLIBURTON CO	1,070,068.00	20,861,290.26
HALOZYME THERAPEUTICS INC	62,150.00	427,635.01
HAMBURGER HAFEN UND LOGISTIK	8,000.00	247,359.61
HAMMERSON PLC	276,635.00	1,269,637.05
HANA FINANCIAL GROUP	334,630.00	6,330,819.79
HANFENG EVERGREEN INC	407,142.00	2,955,850.92
HANG LUNG GROUP LTD	993,000.00	3,804,450.79
HANG LUNG PROPERTIES LTD	6,093,000.00	18,002,519.31
HANG SENG BANK LTD	465,900.00	5,903,320.16
HANKOOK TIRE CO LTD	29,270.00	351,421.56
HANKYU HANSHIN HOLDINGS INC	328,000.00	1,867,620.94
HANNOVER RUECKVERSICHERU-REG	73,447.00	2,944,541.50
HANWA CO LTD	333,000.00	1,056,211.64
HARLEY-DAVIDSON INC	271,763.00	4,585,750.06
HARMAN INTERNATIONAL	48,701.00	830,376.69
HARMONIC INC	146,000.00	1,195,929.80
HARMONY GOLD MNG-SPON ADR	76,352.00	1,052,633.57
HARRIS CORP	106,711.00	3,891,770.23
HARRIS STRATEX NETWORKS-CL A	133,900.00	649,652.00
HARRY WINSTON DIAMOND CORP	156,760.00	569,038.80
HARTFORD FINANCIAL SVCS GRP	483,925.00	4,787,261.94
HARVEY NORMAN HOLDINGS LTD	92,728.00	208,322.53
HASBRO INC	97,442.00	3,078,505.96
HASEKO CORP	227,500.00	133,305.05

Issuer (Common Shares except as noted)	Shares	Market Value (CAD\$)
HATTERAS FINANCIAL CORP	48,800.00	1,536,829.02
HAVAS SA	23,825.00	77,208.84
HAWK CORP - CLASS A	68,300.00	994,127.67
HAYS PLC	520,515.00	682,890.26
HCC INSURANCE HOLDINGS INC	15,500.00	492,038.79
HCP INC	206,575.00	4,646,815.80
HDFC BANK LIMITED	738,296.00	17,719,984.07
HDFC BANK LTD-ADR	133,300.00	10,235,305.33
HEADLAM GROUP PLC	40,299.00	167,150.15
HEALTH CARE REIT INC	92,271.00	3,557,002.58
HEALTH MGMT ASSOCIATES INC-A	17,695.00	57,532.04
HEALTHCARE LOCUMS PLC	11,442.00	26,411.71
HEALTHCARE SERVICES GROUP	73,600.00	1,388,478.28
HEALTHSOUTH CORP	132,990.00	1,488,234.70
HEARTLAND FINANCIAL USA INC	1,058.00	18,052.77
HEICO CORP	16,900.00	517,526.33
HEIDELBERGCEMENT AG	11,758.00	484,545.97
HEINEKEN HOLDING NV	48,000.00	1,466,517.74
HEINEKEN NV	176,627.00	6,313,980.60
HELLENIC PETROLEUM SA	50,203.00	601,286.15
HELLENIC TELECOMMUN ORGANIZA	330,353.00	6,202,645.26
HELMERICH & PAYNE	7,975.00	228,840.66
HENDERSON LAND DEVELOPMENT	460,000.00	2,202,980.06
HENGAN INTL GROUP CO LTD	453,000.00	2,290,798.93
HENKEL AG & CO KGAA	53,796.00	1,707,402.70
HENKEL AG & CO KGAA VORZUG	81,579.00	2,790,877.07
HENNES & MAURITZ AB-B SHS	333,773.00	15,695,617.49
HENRY SCHEIN INC	6,772.00	341,448.32
HERMAN MILLER INC	169,502.00	2,277,044.44
HERMES INTERNATIONAL	26,330.00	3,851,137.18
HERO HONDA MOTORS LIMITED	142,042.00	3,769,521.21
HERSHEY CO/THE	105,402.00	4,615,759.11
HESS CORP	258,539.00	17,658,947.95
HEWITT ASSOCIATES INC-CL A	65,400.00	2,452,732.30
HEWLETT-PACKARD CO	2,563,555.00	103,572,779.87
HIDILI INDUSTRY INTL DEVELOP	1,192,000.00	458,622.46
HIGHPINE OIL & GAS LTD	678,217.00	3,174,055.56
HIKARI TSUSHIN INC	149,100.00	3,504,139.46
HILL-ROM HOLDINGS INC	4,448.00	55,437.11
HINDUSTAN PETROLEUM CORP	221,249.00	1,476,453.49
HINDUSTAN UNILEVER LIMITED	327,937.00	1,937,121.82
HINO MOTORS LTD	180,000.00	492,967.55
HIROSE ELECTRIC CO LTD	9,300.00	1,120,679.57
HIROSHIMA BANK LTD/THE	128,000.00	611,432.62
HISAMITSU PHARMACEUTICAL CO	15,600.00	604,095.43
HITACHI CAPITAL CORP	57,700.00	768,067.65
HITACHI CHEMICAL CO LTD	20,300.00	304,613.18
HITACHI CONSTRUCTION MACHINE	39,100.00	632,041.72
HITACHI HIGH-TECHNOLOGIES CO	90,200.00	1,589,044.60
HITACHI INFORMATION SYSTEMS	26,400.00	544,450.18



Issuer (Common Shares except as noted)	Shares	Market Value (CAD\$)
HITACHI LTD	2,681,000.00	9,084,181.84
HITACHI MAXELL LTD	9,300.00	83,991.73
HITACHI METALS LTD	28,000.00	245,744.96
HITACHI SOFTWARE ENGINEERING	65,500.00	1,009,564.42
HITE BREWERY CO LTD	63.00	7,850.42
HITTITE MICROWAVE CORP	12,180.00	478,896.16
HJ HEINZ CO	227,671.00	9,485,277.47
HMV GROUP PLC	628,446.00	1,470,482.99
HNI CORP	3,223.00	42,240.90
HOCHTIEF AG	30,611.00	1,457,830.77
HOGY MEDICAL CO LTD	98,700.00	6,764,049.80
HOKKAIDO ELECTRIC POWER CO	55,500.00	1,399,798.56
HOKUHOKU FINANCIAL GROUP INC	273,000.00	622,476.62
HOKURIKU ELECTRIC POWER CO	53,700.00	1,621,175.38
HOKUTO CORP	24,300.00	529,000.04
HOLCIM LTD-REG	118,367.00	5,314,905.45
HOLMEN AB-B SHARES	31,282.00	651,014.36
HOLOGIC INC	35,640.00	587,918.08
HOME CAPITAL GROUP INC	801,637.00	20,032,908.63
HOME DEPOT INC	1,573,401.00	46,714,766.59
HOME RETAIL GROUP	1,254,489.00	5,084,534.88
HON HAI PRECISION INDUSTRY	8,493,110.00	24,168,023.32
HON HAI PRECISION-GDR REG S	389,559.00	2,110,965.68
HONDA MOTOR CO LTD	1,485,345.00	43,801,169.07
HONEYWELL INTERNATIONAL INC	676,807.00	23,762,133.37
HONG KONG & CHINA GAS	988,726.00	1,961,452.88
HONG KONG AIRCRAFT ENGINEERG	13,600.00	147,263.62
HONG KONG EXCHANGES & CLEAR	926,600.00	11,011,185.94
HONG LEONG FINANCE LTD	364,400.00	545,869.26
HONGKONG ELECTRIC HOLDINGS	1,057,500.00	7,897,123.45
HOPEWELL HIGHWAY INFRASTRUCT	14,550.00	10,322.27
HOPEWELL HOLDINGS LTD	145,500.00	480,682.30
HORIBA LTD	38,190.00	818,244.36
HORIZON NORTH LOGISTICS INC	1,717,463.00	1,305,271.88
HORMEL FOODS CORP	43,478.00	1,737,421.84
HOSIDEN CORP	61,000.00	752,941.06
HOSPIRA INC	126,903.00	4,935,228.74
HOST HOTELS & RESORTS INC	430,004.00	2,124,212.88
HOUSING DEVELOPMENT FINANCE	180,660.00	6,322,303.37
HOYA CORP	389,300.00	9,570,818.51
HSBC HOLDINGS PLC	9,320,519.00	66,305,426.72
HSBC HOLDINGS PLC - NPR	3,076,452.00	7,788,133.00
HTC CORP	347,355.00	5,373,888.21
HUANENG POWER INTL INC-H	1,992,000.00	1,662,199.60
HUB GROUP INC-CL A	9,710.00	208,021.21
HUBBELL INC -CL B	4,254.00	144,529.62
HUDBAY MINERALS INC	1,458,634.00	8,620,526.94
HUDSON CITY BANCORP INC	376,062.00	5,540,046.86
HUGHES COMMUNICATIONS INC	45,814.00	694,549.68
HUMANA INC	191,990.00	6,309,946.41

Issuer (Common Shares except as noted)	Shares	Market Value (CAD\$)
HUNG POO REAL ESTATE DEVELOP	1,260,460.00	1,148,046.78
HUNT (JB) TRANSPRT SVCS INC	6,232.00	189,349.49
HUNTINGTON BANCSHARES INC	268,349.00	561,367.86
HUSKY ENERGY INC	3,927,308.00	105,055,489.00
HUSQVARNA AB-B SHS	132,955.00	673,779.25
HUTCHISON TELECOMM INTERNATI	4,624,151.00	1,816,678.57
HUTCHISON WHAMPOA LTD	2,386,910.00	14,724,832.39
HYSAN DEVELOPMENT CO	106,000.00	225,428.01
HYUNDAI DEPT STORE CO	19,712.00	1,281,942.29
HYUNDAI DEVELOPMENT COMPANY	63,090.00	1,930,978.06
HYUNDAI ENGINEERING & CONST	13,157.00	706,058.41
HYUNDAI MARINE & FIRE INS CO	11,890.00	135,183.48
HYUNDAI MOBIS	49,763.00	3,602,893.00
HYUNJIN MATERIALS CO LTD	32,508.00	959,481.70
IAMGOLD CORP	3,868,559.00	42,089,921.92
IBERDROLA RENOVABLES SA	405,089.00	2,111,239.11
IBERDROLA SA	2,121,423.00	18,710,852.40
IBERIA LINEAS AER DE ESPANA	275,598.00	727,386.98
IBERIAN MINERALS	1,604,900.00	762,327.50
IBIDEN CO LTD	32,300.00	973,063.17
ICADE	10,144.00	903,338.04
ICAP PLC	516,283.00	2,832,716.32
ICHIYOSHI SECURITIES CO LTD	25,100.00	135,245.07
ICICI BANK LTD	35,000.00	288,678.90
ICOM INC	39,500.00	1,049,084.63
ICON PLC - SPONSORED ADR	25,560.00	520,203.00
ICONIX BRAND GROUP INC	68,140.00	759,949.75
ICU MEDICAL INC	17,800.00	720,501.71
IDACORP INC	3,453.00	101,650.35
IDEMITSU KOSAN CO LTD	42,100.00	3,957,726.93
IDEX CORP	98,200.00	2,706,448.37
IDEXX LABORATORIES INC	4,374.00	190,608.93
IG GROUP HOLDINGS PLC	61,457.00	194,228.99
IGM FINANCIAL INC	859,227.00	26,129,093.07
IHI CORP	359,000.00	512,176.73
ILIAD SA	11,867.00	1,391,587.22
ILLINOIS TOOL WORKS	403,843.00	15,700,272.96
ILLUMINA INC	20,756.00	974,075.93
ILUKA RESOURCES LIMITED	28,828.00	101,557.45
IMATION CORP	94,771.00	913,642.67
IMERYS SA	38,297.00	1,762,777.70
IMI PLC	140,555.00	687,544.35
IMPALA PLATINUM HOLDINGS LTD	121,778.00	2,549,555.44
IMPATH BANKRUPTCY LIQ T-CL A	440,800.00	149,983.96
IMPERIAL OIL LTD	2,925,767.00	134,000,128.60
IMPERIAL TOBACCO GROUP PLC	1,174,044.00	33,177,071.03
IMS HEALTH INC	341,471.00	5,366,112.27
INCITEC PIVOT LTD	1,358,555.00	2,517,707.76
INCYTE CORP	77,700.00	229,127.04
IND & COMM BK OF CHINA - H	37,504,281.00	24,536,725.79

Issuer (Common Shares except as noted)	Shares	Market Value (CAD\$)
INDIAN BANK	45,446.00	93,145.80
INDIAN HOTELS CO LIMITED	1,319,384.00	1,289,116.57
INDIGO BOOKS & MUSIC INC	18,000.00	198,000.00
INDITEX	196,051.00	9,611,906.66
INDOFOOD AGRI RESOURCES LTD	2,838,085.00	1,397,571.57
INDRA SISTEMAS SA	51,511.00	1,249,392.73
INDUSTRIAL ALLIANCE INSURANC	743,010.00	14,733,888.30
INDUSTRIVARDEN AB-C SHS	70,798.00	560,264.44
INFOSYS TECHNOLOGIES LTD	280,941.00	9,224,878.75
INFOSYS TECHNOLOGIES-SP ADR	37,000.00	1,241,687.66
INFUSYSTEMS HOLDINGS INC-UTS	179,673.00	798,144.30
ING GROEP N.V.-SPONSORED ADR	375,000.00	2,570,808.00
ING GROEP NV-CVA	1,915,544.00	13,279,221.22
ING VYSYA BANK LIMITED	343,017.00	1,102,415.73
INGERSOLL-RAND CO LTD-CL A	232,400.00	4,041,612.62
INMET MINING CORPORATION	384,754.00	12,012,019.88
INNERGEX RENEWABLE ENERGY	28,800.00	106,848.00
INNOSPEC INC	28,060.00	133,311.77
INPEX CORP	917.00	7,978,062.01
INSPIRE PHARMACEUTICALS INC	188,000.00	961,885.46
INSULET CORP	49,670.00	256,635.95
INSURANCE AUSTRALIA GROUP	529,617.00	1,620,399.85
INTACT FINANCIAL CORP	1,554,363.00	55,957,068.00
INTEGRAL TECHNOLOGIES INC	160,900.00	50,691.54
INTEGRYS ENERGY GROUP INC	55,153.00	1,809,879.23
INTEL CORP	5,207,676.00	98,768,835.09
INTERACTIVE DATA CORP	126,900.00	3,975,595.79
INTERCONTINENTAL HOTELS GROU	141,472.00	1,354,720.45
INTERCONTINENTALEXCHANGE INC	46,533.00	4,366,986.83
INTERFACE INC-CLASS A	3,913.00	14,744.18
INTERNATIONAL PAPER CO	338,210.00	3,000,534.18
INTERNATIONAL POWER PLC	3,305,614.00	12,548,416.12
INTERPUBLIC GROUP OF COS INC	353,333.00	1,834,513.42
INTERSERVE PLC	51,774.00	173,663.81
INTESA SANPAOLO	5,727,713.00	19,829,335.69
INTESA SANPAOLO-RSP	402,813.00	953,467.09
INTL BUSINESS MACHINES CORP	1,174,884.00	143,454,250.46
INTL FLAVORS & FRAGRANCES	99,375.00	3,814,578.14
INTL FOREST PRODUCTS-CLASS A	1,061,148.00	1,899,454.92
INTL GAME TECHNOLOGY	265,428.00	3,084,019.61
INTL SPEEDWAY CORP-CL A	137,000.00	3,808,601.64
INTREPID POTASH INC	96,809.00	2,250,876.05
INTUIT INC	604,590.00	20,571,416.59
INTUITIVE SURGICAL INC	29,126.00	3,500,149.24
INUI STEAMSHIP CO LTD	12,300.00	94,007.77
INVACARE CORP	2,246.00	45,371.46
INVENSYS PLC	491,866.00	1,475,107.68
INVESCO LTD	424,842.00	7,420,448.41
INVESTEC PLC	271,261.00	1,428,416.58
INVESTMENT TECHNOLOGY GROUP	16,880.00	542,865.93

Issuer (Common Shares except as noted)	Shares	Market Value (CAD\$)
INVESTOR AB-B SHS	333,370.00	5,288,972.43
INVESTORS BANCORP INC	130,870.00	1,396,892.51
INVESTORS REAL ESTATE TRUST	64,200.00	797,721.72
IOI CORPORATION BHD	814,000.00	1,067,537.95
IPSEN	10,962.00	530,848.25
IRON MOUNTAIN INC	381,764.00	10,665,964.67
ISETAN MITSUKOSHI HOLDINGS L	91,020.00	877,687.83
ISUZU MOTORS LTD	1,757,000.00	2,663,336.81
IT HOLDINGS CORP	76,300.00	1,102,160.80
ITALCEMENTI SPA	35,466.00	451,439.50
ITALCEMENTI SPA -RSP	40,000.00	265,266.79
ITALIAN-THAI DEVELOP-FOREIGN	783,382.00	55,582.24
ITAU UNIBANCO HLDNG-PREF ADR	501,625.00	6,877,768.34
ITAU UNIBANCO HOLDING SA	185,036.00	2,593,722.69
ITAUSA-INVESTIMENTOS ITAU-PR	338,700.00	1,475,208.68
ITC LTD	1,005,166.00	4,606,430.41
ITERATION ENERGY LTD	997,060.00	977,118.80
ITHACA ENERGY INC	1,062,000.00	658,440.00
ITO EN LTD	13,400.00	205,683.39
ITOCHU CORP	2,399,000.00	14,607,150.80
ITOCHU TECHNO-SOLUTIONS CORP	6,200.00	160,717.61
ITOHAM FOODS INC	42,000.00	150,871.00
ITOKI CORP	35,500.00	112,146.93
ITRON INC	2,778.00	165,764.57
ITT CORP	173,600.00	8,416,109.60
ITT EDUCATIONAL SERVICES INC	21,600.00	3,305,091.25
ITV PLC	1,432,430.00	490,808.06
IVANHOE MINES LTD	1,807,463.00	14,062,062.14
IYO BANK LTD/THE	64,000.00	811,167.28
J CREW GROUP INC	30,900.00	513,231.57
J FRONT RETAILING CO LTD	109,400.00	473,809.33
J.C. PENNEY CO INC	281,515.00	7,120,137.62
JABIL CIRCUIT INC	172,840.00	1,211,040.10
JACK IN THE BOX INC	29,700.00	871,696.72
JACKSON HEWITT TAX SERVICE	147,000.00	967,001.87
JACOBS ENGINEERING GROUP INC	116,649.00	5,683,061.36
JAFCO CO LTD	4,800.00	106,694.99
JAGUAR MINING INC	423,200.00	3,161,304.00
JAMES HARDIE INDUSTRIES-CDI	116,264.00	426,861.30
JANUS CAPITAL GROUP INC	124,841.00	1,046,208.78
JAPAN AIRLINES CORP	223,000.00	568,122.81
JAPAN HOTEL AND RESORT INC	54.00	78,760.16
JAPAN PETROLEUM EXPLORATION	134,500.00	6,801,742.07
JAPAN PRIME REALTY INVESTMEN	98.00	226,948.50
JAPAN REAL ESTATE INVESTMENT	233.00	2,243,804.86
JAPAN RETAIL FUND INVESTMENT	101.00	483,745.11
JAPAN SECURITIES FINANCE CO	62,800.00	362,380.83
JAPAN STEEL WORKS LTD	93,000.00	1,095,801.90
JAPAN TOBACCO INC	8,410.00	28,056,846.91
JARDEN CORP	255,550.00	4,080,298.87

Issuer (Common Shares except as noted)	Shares	Market Value (CAD\$)
JARDINE CYCLE & CARRIAGE LTD	105,092.00	1,029,800.39
JARDINE MATHESON HLDGS LTD	733,266.00	16,817,925.00
JARDINE STRATEGIC HLDGS LTD	969,456.00	12,094,913.67
JARIS FRASER MMARKET	1,136,642.63	11,366,426.30
JARISLOWSKY FRASER	1,747,622.87	26,820,418.73
JAZZ AIR INCOME FUND	28,200.00	89,676.00
JB HI-FI LTD	77,966.00	785,145.17
JC DECAUX SA	21,965.00	312,610.23
JDA SOFTWARE GROUP INC	89,500.00	1,302,700.25
JDS UNIPHASE CORP	248,026.00	1,015,827.69
JEAN COUTU GROUP INC A	1,215,440.00	9,225,189.60
JEFFERIES GROUP INC (NEW)	105,680.00	1,837,855.52
JERONIMO MARTINS	75,859.00	469,871.62
JET AIRWAYS INDIA LTD	167,836.00	707,136.50
JETBLUE AIRWAYS CORP	446,877.00	2,055,513.54
JFE HOLDINGS INC	367,550.00	10,042,713.93
JFE SHOJI HOLDINGS INC	71,000.00	235,146.80
JGC CORP	64,000.00	909,811.74
JM AB	30,616.00	214,326.07
JM SMUCKER CO/THE	118,843.00	5,581,776.90
JOHNSON & JOHNSON	2,207,320.00	146,315,561.33
JOHNSON CONTROLS INC	502,149.00	7,593,698.04
JOHNSON ELECTRIC HOLDINGS	4,908,500.00	1,187,314.53
JOHNSON MATTHEY PLC	95,261.00	1,808,956.74
J-OIL MILLS INC	202,000.00	676,728.53
JONES LANG LASALLE INC	2,615.00	76,651.54
JOYO BANK LTD/THE	186,771.00	1,080,121.63
JPMORGAN CHASE & CO	3,872,488.00	129,713,307.28
JS GROUP CORP	72,484.00	1,021,185.52
JSR CORP	239,600.00	3,494,617.67
JTEKT CORP	198,200.00	1,726,899.72
JUNGHEINRICH - PRFD	4,737.00	63,698.86
JUNIPER NETWORKS INC	634,714.00	12,045,990.74
JUPITER TELECOMMUNICATIONS	1,950.00	1,634,435.83
JYSKE BANK-REG	16,250.00	466,492.33
K+S AG	78,855.00	4,601,084.39
K12 INC	26,810.00	469,624.87
KADANT INC	990.00	14,372.33
KAGAWA BANK LTD/THE	14,000.00	74,187.16
KAISER ALUMINUM CORP	13,470.00	392,459.55
KAJIMA CORP	239,000.00	736,750.83
KAKEN PHARMACEUTICAL CO LTD	108,000.00	1,140,474.70
KAMIGUMI CO LTD	56,000.00	467,236.43
KANDENKO CO LTD	182,000.00	1,523,155.09
KANEKA CORP	75,000.00	462,395.92
KANGWON LAND INC	309,350.00	3,868,873.78
KANSAI ELECTRIC POWER CO INC	465,000.00	12,675,762.53
KANSAI PAINT CO LTD	59,000.00	411,099.27
KANSAS CITY LIFE INS CO	31,100.00	1,405,041.09
KANSAS CITY SOUTHERN	6,962.00	111,511.34

Issuer (Common Shares except as noted)	Shares	Market Value (CAD\$)
KANTO AUTO WORKS LTD	23,600.00	283,185.02
KAO CORP	425,000.00	10,388,940.83
KARDEX AG-REG	3,043.00	94,615.25
KASIKORNBANK PCL-FOREIGN	620,600.00	996,237.33
KASIKORNBANK PCL-NVDR	8,525,400.00	13,534,439.09
KAWASAKI HEAVY INDUSTRIES	345,549.00	862,726.38
KAWASAKI KISEN KAISHA LTD	195,000.00	757,603.23
KAZAKHMYS PLC	291,275.00	1,948,775.42
KB FINANCIAL GROUP INC	298,139.00	8,935,234.45
KB HOME	69,759.00	1,158,657.65
KBC GROEP NV	58,141.00	1,183,909.70
KDDI CORP	3,696.00	21,751,104.07
KEIHIN ELEC EXPRESS RAILWAY	124,000.00	1,124,628.40
KEIO CORP	168,000.00	1,198,407.94
KEISEI ELECTRIC RAILWAY CO	59,000.00	370,515.43
KEIYO BANK LTD/THE	121,000.00	613,445.25
KELLOGG CO	209,209.00	9,657,323.01
KELLY SERVICES INC -CL A	2,009.00	20,380.52
KENSEY NASH CORP	41,000.00	1,098,982.61
KEPPEL CORP LTD	691,200.00	2,865,979.96
KERRY GROUP PLC-A	57,490.00	1,464,517.38
KERRY PROPERTIES LTD	2,883,934.00	8,755,030.09
KESKO OYJ-B SHS	26,054.00	680,245.64
KEYCORP	490,033.00	4,860,036.55
KEYENCE CORP	51,782.00	12,202,755.71
KEYERA FACILITIES INCOME FD	65,100.00	1,011,003.00
KEYSTONE NORTH AMERICA INC	46,600.00	184,070.00
KGHM POLSKA MIEDZ SA	154,213.00	2,517,690.69
KIKKOMAN CORP	46,000.00	481,656.05
KIMBERLY-CLARK CORP	404,538.00	23,506,822.10
KIMCO REALTY CORP	184,234.00	1,769,148.25
KINDEN CORP	33,000.00	336,287.94
KINETIC CONCEPTS INC	67,900.00	1,807,187.29
KING PHARMACEUTICALS INC	181,435.00	1,616,515.82
KINGBOARD CHEMICALS HOLDINGS	76,000.00	196,173.99
KINGDEE INTERNATIONAL SFTWR	968,000.00	157,146.99
KINGFISHER PLC	2,147,787.00	5,798,259.96
KINGSWAY FINANCIAL SERVICES	69,200.00	167,464.00
KINROSS GOLD CORP	7,155,857.00	163,940,683.88
KINROSS GOLD CORP-CW13	48,586.00	290,058.42
KINTETSU CORP	437,350.00	2,284,127.57
KIRBY CORP	32,500.00	1,091,081.16
KIRIN HOLDINGS CO LTD	202,000.00	2,681,183.00
KISSEI PHARMACEUTICAL CO LTD	38,000.00	930,829.74
KIT DIGITAL INC	26,969.00	312,674.27
KLA-TENCOR CORPORATION	200,422.00	5,051,436.09
KLEPIERRE	40,637.00	899,095.82
KLOECKNER & CO SE	3,549.00	44,048.10
KNM GROUP BHD	2,015,200.00	267,765.24
KNOT INC/THE	105,200.00	1,087,098.93

Issuer (Common Shares except as noted)	Shares	Market Value (CAD\$)
KOBAYASHI PHARMACEUTICAL CO	23,500.00	972,878.47
KOBE STEEL LTD	685,000.00	1,099,432.28
KOC HOLDING AS	1,199,986.20	2,111,619.24
KOHL'S CORP	279,593.00	14,911,159.93
KOMATSU LTD	668,100.00	9,106,104.24
KOMORI CORP	67,711.00	694,324.48
KONAMI CORP	25,200.00	474,441.14
KONE OYJ-B	415,744.00	10,833,853.68
KONECRANES OYJ	32,663.00	687,478.30
KONICA MINOLTA HOLDINGS INC	134,500.00	1,435,732.96
KONINKLIJKE AHOLD NV	1,960,029.00	27,011,507.51
KONINKLIJKE DSM NV	50,732.00	1,679,223.25
KONINKLIJKE KPN NV	1,863,772.00	31,320,100.06
KONINKLIJKE WESSANEN NV	33,375.00	142,722.89
KOREA ELECTRIC POWER CORP	32,830.00	759,959.44
KOREA GAS CORPORATION	1,983.00	72,867.83
KOREA KUMHO PETROCHEMICAL CO	5,920.00	114,422.75
KRAFT FOODS INC-CLASS A	1,556,250.00	43,714,841.51
KRATOS DEFENSE & SECURITY	796,000.00	782,432.98
KREIDO BIOFUELS INC	335,350.00	4,226.08
KROGER CO	561,488.00	15,014,999.91
KT CORP	17,940.00	628,224.56
KT FREETEL CO LTD	33,310.00	839,239.94
KT&G CORP	56,368.00	3,901,656.45
KUBOTA CORP	591,000.00	4,027,621.32
KUEHNE & NAGEL INTL AG-REG	24,203.00	1,779,578.07
KULIM MALAYSIA BHD	627,300.00	1,078,151.89
KUMBA IRON ORE LTD	37,454.00	812,235.67
KURARAY CO LTD	109,000.00	1,159,365.42
KURITA WATER INDUSTRIES LTD	35,859.00	864,681.48
KYERYONG CONST INDUST CO LTD	948.00	18,366.22
KYOCERA CORP	66,700.00	5,505,645.04
KYOEI STEEL LTD	4,300.00	105,659.38
KYOKUYO CO LTD	16,043.00	38,215.06
KYORIN CO LTD	11,000.00	171,226.61
KYOWA HAKKO KIRIN CO LTD	58,369.00	614,886.74
KYUDENKO CORP	26,000.00	208,982.57
KYUSHU ELECTRIC POWER CO INC	140,000.00	3,941,192.77
L-3 COMMUNICATIONS HOLDINGS	85,790.00	7,330,031.43
LABORATORY CRP OF AMER HLDGS	70,888.00	5,225,090.54
LABRADOR IRON ORE ROYALTY TR	111,924.00	3,055,525.20
LADBROKES PLC	474,565.00	1,568,282.73
LAFARGE MALAYAN CEMENT BHD	794,800.00	1,102,704.71
LAFARGE SA	80,035.00	4,530,893.93
LAGARDERE S.C.A.	167,046.00	5,897,537.49
LAM RESEARCH CORP	129,116.00	3,704,951.86
LAMAR ADVERTISING CO-CL A	5,300.00	65,120.83
LANCASHIRE HOLDINGS LTD	735,994.00	6,370,891.13
LANCE INC	37,700.00	989,148.62
LANCO INFRATECH LTD	174,881.00	631,652.00



Issuer (Common Shares except as noted)	Shares	Market Value (CAD\$)
LAND SECURITIES GROUP PLC	584,654.00	4,610,132.59
LANDAUER INC	12,500.00	798,336.70
LANDSTAR SYSTEM INC	17,280.00	728,851.29
LARSEN & TOUBRO LIMITED	15,057.00	251,161.09
LARSEN & TOUBRO LTD-SP GDR	13,856.00	231,065.80
LAURENTIAN BANK OF CANADA	419,945.00	11,170,537.00
LAWSON INC	26,100.00	1,356,463.27
LAWSON PRODUCTS INC	293.00	4,493.63
LEAP WIRELESS INTL INC	4,087.00	179,595.75
LEE ENTERPRISES	2,850.00	1,005.64
LEGACY BANCORP INC	36,400.00	438,988.15
LEGAL & GENERAL GROUP PLC	4,686,090.00	3,633,822.87
LEGG MASON INC	110,189.00	2,207,876.83
LEGGETT & PLATT INC	135,942.00	2,225,370.27
LEGRAND SA	42,219.00	922,813.73
LEIGHTON HOLDINGS LIMITED	68,565.00	1,156,783.33
LEND LEASE CORP LIMITED	372,830.00	2,115,182.18
LENNAR CORP-CL A	213,188.00	2,017,632.98
LENNOX INTERNATIONAL INC	7,600.00	253,421.18
LEOPALACE21 CORP	399,100.00	2,958,775.95
LEUCADIA NATIONAL CORP	195,637.00	3,671,006.62
LEXMARK INTERNATIONAL INC-A	130,547.00	2,775,373.61
LG CHEM LTD	1,905.00	155,944.20
LG CORP	14,780.00	661,410.80
LG DISPLAY CO LTD	302,920.00	7,728,452.76
LG ELECTRONICS INC	36,196.00	3,009,113.15
LG HOUSEHOLD & HEALTH CARE	2,597.00	355,500.48
LG TELECOM LTD	10,920.00	83,730.17
LHC GROUP INC	151,264.00	4,247,078.05
LI & FUNG LTD	954,450.00	2,820,040.14
LIBERTY GLOBAL INC-SERIES C	402,515.00	7,167,434.06
LIBERTY INTERNATIONAL PLC	89,371.00	627,350.01
LIBERTY MEDIA CORP-ENT SER A	543,471.00	13,663,398.98
LIBERTY PROPERTY TRUST	7,706.00	183,928.26
LIFE TECHNOLOGIES CORP	184,753.00	7,562,179.73
LIFESTYLE INTL HLDGS LTD	3,590,500.00	3,613,910.06
LIMITED BRANDS INC	412,154.00	4,518,749.30
LINAMAR CORP	106,800.00	279,816.00
LINCARE HOLDINGS INC	188,133.00	5,168,457.50
LINCOLN EDUCATIONAL SERVICES	39,200.00	905,005.07
LINCOLN ELECTRIC HOLDINGS	3,106.00	124,040.40
LINCOLN NATIONAL CORP	322,274.00	2,717,007.66
LINDE AG	116,193.00	9,933,736.22
LINDT & SPRUENGLI AG-PC	252.00	424,950.52
LINDT & SPRUENGLI AG-REG	47.00	962,104.94
LINEAR TECHNOLOGY CORP	173,824.00	5,033,838.05
LINK REIT	550,500.00	1,369,136.69
LION NATHAN LIMITED	74,601.00	526,924.32
LIZ CLAIBORNE INC	6,894.00	21,458.91
LKQ CORP	43,290.00	778,486.41

Issuer (Common Shares except as noted)	Shares	Market Value (CAD\$)
LLOYDS BANKING GROUP PLC	8,873,669.00	11,313,769.11
LOBLAW COMPANIES LTD	1,181,878.00	37,051,875.30
LOCKERBIE & HOLE INC	152,900.00	1,236,961.00
LOCKHEED MARTIN CORP	281,039.00	24,448,033.96
LOEWE AG	4,473.00	58,280.85
LOEWS CORP	279,513.00	7,784,554.45
LOGIBEC GRP INFORMATIQUE	426,250.00	6,287,187.50
LOGICA PLC	2,980,349.00	3,426,352.06
LOGITECH INTERNATIONAL-REG	64,056.00	835,653.97
LOJACK CORPORATION	168,000.00	959,062.61
LONDON STOCK EXCHANGE GROUP	438,641.00	4,473,284.34
LONMIN PLC	44,616.00	1,144,933.35
LONZA GROUP AG-REG	21,101.00	2,626,687.57
LOOMIS AB-B	906.00	8,755.29
L'OREAL	105,674.00	9,143,875.07
LORILLARD INC	160,037.00	12,451,638.46
LOTTE SHOPPING CO	64,426.00	11,163,179.07
LOTTOMATICA SPA	40,522.00	837,999.76
LOWE'S COS INC	1,621,047.00	37,281,892.59
LSI CORP	882,918.00	3,382,465.92
LUBRIZOL CORP	5,157.00	221,025.94
LUK FOOK HOLDINGS INTL LTD	198,000.00	65,894.59
LUKOIL OAO-SPON ADR	45,817.00	2,176,744.59
LULULEMON ATHLETICA INC	57,077.00	622,900.25
LUNDIN MINING CORP	3,001,065.00	6,002,130.00
LUNDIN PETROLEUM AB	859,368.00	5,845,954.43
LUXOTTICA GROUP SPA	120,047.00	2,344,219.10
LVMH MOET HENNESSY LOUIS VUI	137,134.00	10,832,952.41
M & T BANK CORP	68,723.00	3,917,997.74
M6-METROPOLE TELEVISION	34,788.00	714,189.93
MABUCHI MOTOR CO LTD	5,800.00	294,786.95
MACDONALD DETTWILER & ASSOC	845,652.00	21,048,278.28
MACQUARIE AIRPORTS	1,386,563.00	2,199,928.00
MACQUARIE GROUP LTD	115,550.00	2,732,306.72
MACQUARIE INFRASTRUCTURE GRP	1,154,219.00	1,483,193.40
MACQUARIE INTL INFRA FUND	280,000.00	67,202.85
MACQUARIE OFFICE TRUST	408,200.00	60,661.64
MACY'S INC	512,034.00	5,742,860.70
MAEDA CORP	41,000.00	178,614.75
MAGNA INTERNATIONAL INC-CL A	830,956.00	27,870,264.24
MAGYAR TELEKOM TELECOMMUNICA	19,606.00	56,796.28
MAHANAGAR TELEPHONE NIGAM	176,453.00	302,365.23
MAHINDRA & MAHINDRA LIMITED	184,261.00	1,750,990.06
MAJOR DRILLING GROUP INTL	465,894.00	5,627,999.52
MAKHTESHIM-AGAN INDUSTRIES	198,953.00	1,039,076.06
MAKITA CORP	134,800.00	3,777,634.54
MALAYAN BANKING BHD	786,800.00	1,048,158.54
MAN GROUP PLC	2,392,793.00	9,428,470.43
MAN SE	166,280.00	9,110,584.42
MANITOBA TELECOM SVCS INC	620,185.00	19,814,910.75

Issuer (Common Shares except as noted)	Shares	Market Value (CAD\$)
MANITOWOC COMPANY INC	101,009.00	416,243.34
MANPOWER INC	5,958.00	236,735.80
MANSFIELD MINERALS INC	84,260.00	33,704.00
MANTECH INTERNATIONAL CORP-A	3,300.00	174,247.85
MANULIFE FINANCIAL CORP	16,868,091.00	239,526,892.20
MAPFRE SA	427,928.00	1,179,470.34
MAPFRE SA - RTS	427,928.00	7,148.31
MAPLE LEAF FOODS INC	488,183.00	3,973,809.62
MARATHON OIL CORP	801,818.00	26,564,757.94
MARCUS CORPORATION	89,500.00	958,697.15
MARFIN INVESTMENT GROUP SA	221,110.00	1,004,638.15
MARINE HARVEST	1,350,000.00	533,289.69
MARINEMAX INC	61,900.00	152,892.50
MARKS & SPENCER GROUP PLC	2,233,380.00	11,921,722.44
MARRIOTT INTERNATIONAL-CL A	217,763.00	4,489,591.90
MARSH & MCLENNAN COS	677,004.00	17,276,498.93
MARSHALL & ILSLEY CORP	224,008.00	1,589,320.18
MARTINREA INTERNATIONAL INC	461,600.00	1,320,176.00
MARUBENI CORP	415,000.00	1,612,335.08
MARUETSU INC/THE	105,000.00	541,691.09
MARUI GROUP CO LTD	63,600.00	423,707.52
MARUICHI STEEL TUBE LTD	7,700.00	206,957.20
MARUTI SUZUKI INDIA LTD	204,794.00	3,936,404.53
MARVELL TECHNOLOGY GROUP LTD	38,800.00	447,885.16
MASCO CORP	312,898.00	2,752,312.14
MASIMO CORPORATION	19,640.00	717,264.51
MASSEY ENERGY CO	68,464.00	873,136.73
MASSMART HOLDINGS LTD	84,024.00	773,685.57
MASTERCARD INC-CLASS A	45,177.00	9,534,980.64
MATRIKON INC	1,075,900.00	2,108,764.00
MATSUI SECURITIES CO LTD	19,100.00	156,198.11
MATTEL INC	290,034.00	4,214,224.76
MAXIM INTEGRATED PRODUCTS	37,600.00	625,936.30
MAXIMUS INC	14,000.00	703,242.01
MAZDA MOTOR CORP	504,000.00	1,052,886.97
MBIA INC	303,474.00	1,751,565.74
MCAFEE INC	203,099.00	8,574,169.55
MCCLATCHY CO-CLASS A	2,472.00	1,526.46
MCCORMICK & CO-NON VTG SHRS	201,037.00	7,491,465.69
MCCORMICK & SCHMICK'S SEAFOO	191,300.00	945,018.94
MCDERMOTT INTL INC	7,600.00	128,242.99
MCDONALD'S CORP	1,062,603.00	73,074,266.84
MCDONALD'S HOLDINGS CO JAPAN	13,900.00	298,170.21
MCGRATH RENTCORP	33,500.00	665,335.19
MCGRAW-HILL COMPANIES INC	283,237.00	8,163,109.57
MCKESSON CORP	431,898.00	19,071,496.20
MCMORAN EXPLORATION CO	215,000.00	1,273,432.10
MDS INC	816,155.00	4,823,476.05
MEADWESTVACO CORP	244,895.00	3,700,313.98
MEASUREMENT SPECIALTIES INC	152,000.00	783,441.14

Issuer (Common Shares except as noted)	Shares	Market Value (CAD\$)
MEDALLION FINANCIAL CORP	997.00	9,310.07
MEDASSETS INC	82,140.00	1,475,057.80
MEDCO HEALTH SOLUTIONS INC	389,814.00	20,308,010.54
MEDIA PRIMA BHD	961,700.00	323,608.22
MEDIASET SPA	956,607.00	5,365,151.04
MEDIATEK INC	1,358,525.00	16,078,196.66
MEDIOBANCA SPA	212,705.00	2,270,444.73
MEDIOLANUM SPA	72,560.00	315,139.61
MEDIPAL HOLDINGS CORP	72,700.00	973,295.01
MEDIVATION INC	12,840.00	295,626.29
MEDTRONIC INC	1,189,684.00	44,182,596.22
MEGA BRANDS INC	34,500.00	16,560.00
MEGGITT PLC	224,197.00	518,527.56
MEIJI DAIRIES CORP	49,000.00	255,910.03
MEIJI SEIKA KAISHA LTD	95,000.00	418,703.96
MELCO CHINA RESORTS HOLDINGS	263,040.00	18,412.80
MELCO CHINA RESORTS-CW10	134,870.00	674.35
MELCO INTERNATIONAL DEVELOP.	11,512,000.00	4,466,624.06
MEMC ELECTRONIC MATERIALS	239,542.00	4,977,849.96
MEN'S WEARHOUSE INC/THE	63,215.00	1,206,106.04
MERCK & CO. INC.	2,351,649.00	79,274,910.87
MERCK KGAA	51,640.00	5,741,586.66
MEREDITH CORP	48,602.00	1,019,170.72
MERIDIAN BIOSCIENCE INC	37,870.00	864,754.78
MERIDIAN RESOURCE CORP	553,500.00	146,479.35
METALURGICA GERDAU SA-PREF	20,000.00	184,712.65
METCASH LTD	217,106.00	770,530.96
METHANEX CORP	733,444.00	7,224,423.40
METLIFE INC	1,078,602.00	30,950,219.05
METRO AG	154,344.00	6,406,908.50
METRO INC -A	1,728,559.00	65,512,386.10
METROPCS COMMUNICATIONS INC	436,501.00	9,395,341.81
METROPOLITAN BANK & TRUST	1,187,800.00	804,039.21
METSO OYJ	50,187.00	746,128.48
MFA FINANCIAL INC	178,800.00	1,324,903.71
MGE ENERGY INC	1,744.00	68,944.63
MGIC INVESTMENT CORP	9,097.00	16,278.94
MGM MIRAGE	10,100.00	29,656.29
MI DEVELOPMENTS INC-CL A	10,700.00	82,604.00
MICHAEL PAGE INTERNATIONAL	201,900.00	669,034.23
MICHELIN (CGDE)-B	201,846.00	9,417,236.13
MICROCHIP TECHNOLOGY INC	204,583.00	5,463,110.37
MICRON TECHNOLOGY INC	621,349.00	3,179,077.48
MICROS SYSTEMS INC	92,900.00	2,195,110.88
MICROSEMI CORP	45,630.00	667,033.94
MICROSOFT CORP	7,091,731.00	164,172,679.09
MICRUS ENDOVASCULAR CORP	31,900.00	239,996.27
MIDDLEBY CORP	57,500.00	2,349,926.44
MIE BANK LTD/THE	66,000.00	258,101.00
MIGAO CORP	41,200.00	275,216.00

Issuer (Common Shares except as noted)	Shares	Market Value (CAD\$)
MIGENIX INC	250,869.00	9,407.59
MIKUNI COCA-COLA BOTTLING CO	23,900.00	235,942.93
MILLICOM INTL CELLULAR S.A.	267,680.00	12,494,715.65
MILLICOM INTL CELLULAR-SDR	34,150.00	1,605,897.83
MILLIPORE CORP	41,395.00	2,994,848.85
MIMASU SEMICONDUCTOR INDUST	50,740.00	692,871.37
MINEBEA CO LTD	311,000.00	1,418,243.44
MINEFINDERS CORP	265,200.00	2,622,828.00
MINERALS TECHNOLOGIES INC	1,334.00	53,879.47
MIRACA HOLDINGS INC	17,400.00	440,628.92
MIRANDA TECHNOLOGIES INC	510,900.00	2,493,192.00
MIRVAC GROUP	486,062.00	361,162.65
MITO SECURITIES CO LTD	14,699.00	44,375.52
MITSUBISHI CHEMICAL HOLDINGS	1,117,000.00	4,780,791.67
MITSUBISHI CORP	922,700.00	15,103,271.05
MITSUBISHI ELECTRIC CORP	1,347,000.00	7,566,822.62
MITSUBISHI ESTATE CO LTD	1,089,971.00	15,300,439.50
MITSUBISHI GAS CHEMICAL CO	99,000.00	529,653.51
MITSUBISHI HEAVY INDUSTRIES	900,000.00	3,416,379.77
MITSUBISHI LOGISTICS CORP	35,000.00	425,773.65
MITSUBISHI MATERIALS CORP	308,917.00	1,042,785.66
MITSUBISHI MOTORS CORP	926,000.00	1,474,444.29
MITSUBISHI PAPER MILLS LTD	32,000.00	55,844.18
MITSUBISHI RAYON CO LTD	185,000.00	445,390.45
MITSUBISHI STEEL MFG CO LTD	251,000.00	581,905.52
MITSUBISHI TANABE PHARMA	189,000.00	2,337,697.98
MITSUBISHI UFJ FINANCIAL GRO	7,413,000.00	44,947,787.71
MITSUBISHI UFJ LEASE & FINAN	15,800.00	414,602.27
MITSUMI & CO LTD	2,213,100.00	27,796,193.18
MITSUMI CHEMICALS INC	191,000.00	581,485.16
MITSUMI ENGINEER & SHIPBUILD	215,000.00	449,148.21
MITSUMI FUDOSAN CO LTD	1,020,000.00	13,863,470.40
MITSUMI HIGH-TEC INC	18,300.00	147,790.91
MITSUMI MINING & SMELTING CO	112,000.00	231,121.53
MITSUMI OSK LINES LTD	1,504,000.00	9,215,104.85
MITSUMI SUGAR CO LTD	53,000.00	180,257.98
MITSUMI SUMITOMO INSURANCE GR	256,531.00	7,434,103.84
MITSUMI ELECTRIC CO LTD	15,000.00	269,412.50
MIZUHO FINANCIAL GROUP INC	3,693,100.00	8,844,153.77
MIZUHO SECURITIES CO LTD	97,000.00	236,000.25
MIZUHO TRUST & BANKING CO	490,000.00	567,995.43
MMC NORILSK NICKEL JSC-ADR	114,815.00	882,608.16
MOBINIL-EGYPTIAN MOBILE SERV	26,306.00	868,896.27
MOBISTAR SA	13,550.00	1,076,272.38
MODERN TIMES GROUP-B SHS	339,335.00	7,242,695.90
MODINE MANUFACTURING CO	2,307.00	7,268.20
MOLEX INC	135,428.00	2,344,955.86
MOLEX INC -CL A	388,378.00	6,186,445.20
MOLINA HEALTHCARE INC	1,018.00	24,400.45
MOLSON COORS BREWING CO -B	182,921.00	7,902,124.28

Issuer (Common Shares except as noted)	Shares	Market Value (CAD\$)
MONARCH CEMENT CO	39,000.00	1,105,825.50
MONDI PLC	47,614.00	127,081.13
MONGOLIA ENERGY CO LTD	770,000.00	280,007.37
MONRO MUFFLER BRAKE INC	30,675.00	1,056,485.83
MONSANTO CO	598,539.00	62,680,572.25
MONSTER WORLDWIDE INC	106,106.00	1,089,775.47
MOODY'S CORP	146,196.00	4,222,693.69
MORGAN SINDALL PLC	66,765.00	686,291.12
MORGAN STANLEY	1,146,721.00	32,904,877.00
MORINAGA MILK INDUSTRY CO	25,000.00	93,944.07
MORNEAU SOBECO INCOME FUND	96,900.00	786,828.00
MORNINGSTAR INC	8,030.00	345,577.71
MOSAIC CO/THE	78,700.00	4,163,481.53
MOSAID TECHNOLOGIES INC	17,300.00	211,925.00
MOSHI MOSHI HOTLINE INC	47,900.00	1,064,116.95
MOTOROLA INC	2,377,506.00	12,673,642.85
MOUNT GIBSON IRON LTD	231,582.00	94,134.75
MSCI INC-A	74,240.00	1,582,053.06
MTN GROUP LTD	361,414.00	5,020,490.80
MTR CORP	390,225.00	1,180,841.80
MTS SYSTEMS CORP	88,916.00	2,549,181.71
MTU AERO ENGINES HOLDING AG	10,692.00	315,057.56
MTY FOOD GROUP INC	335,800.00	2,384,180.00
MUENCHENER RUECKVER AG-REG	235,045.00	36,043,426.88
MULLEN GROUP INCOME FUND	831,019.00	7,578,893.28
MULTI-COLOR CORP	56,500.00	870,791.90
MURATA MANUFACTURING CO LTD	171,300.00	8,248,149.63
MURPHY OIL CORP	141,655.00	7,992,055.26
MURRAY & ROBERTS HOLDINGS	158,641.00	850,006.74
MUSASHI SEIMITSU INDUSTRY CO	9,600.00	122,286.52
MYLAN INC	221,651.00	3,745,742.75
MYRIAD GENETICS INC	20,280.00	1,162,070.24
NABORS INDUSTRIES LTD	193,907.00	2,441,172.40
NABTESCO CORP	304,000.00	2,633,236.49
NALCO HOLDING CO	10,300.00	169,649.38
NAMCO BANDAI HOLDINGS INC	153,500.00	1,922,070.29
NASDAQ OMX GROUP/THE	104,560.00	2,579,988.30
NATIONAL AUSTRALIA BANK LTD	899,975.00	15,813,162.53
NATIONAL BANK OF CANADA	1,764,339.00	71,032,288.14
NATIONAL BANK OF GREECE	923,339.00	17,598,643.81
NATIONAL FUEL GAS CO	6,046.00	233,679.92
NATIONAL GRID PLC	1,971,802.00	19,041,775.94
NATIONAL OILWELL VARCO INC	424,409.00	15,355,262.77
NATIONAL SEMICONDUCTOR CORP	183,600.00	2,376,197.83
NATIXIS	383,307.00	818,935.45
NATURAL GAS SERVICES GROUP	34,000.00	385,621.20
NBTY INC	50,500.00	896,052.61
NCC AB-B SHS	15,000.00	134,682.76
NCI BUILDING SYSTEMS INC	1,400.00	3,916.70
NCI INC-CLASS A	6,500.00	212,973.80

Issuer (Common Shares except as noted)	Shares	Market Value (CAD\$)
NEC CORP	1,010,000.00	3,396,508.21
NEC ELECTRONICS CORP	90,800.00	691,662.77
NEO MATERIAL TECHNOLOGIES IN	1,374,029.00	1,676,315.38
NEOPOST SA	16,011.00	1,562,071.34
NEPTUNE ORIENT LINES LTD	1,203,000.00	1,174,841.63
NESTE OIL OYJ	52,286.00	875,156.09
NESTLE INDIA LIMITED	27,308.00	1,053,988.50
NESTLE SA-REG	3,465,463.00	147,553,389.11
NESTLE SA-SPONS ADR FOR REG	56,741.00	2,398,993.03
NET ONE SYSTEMS CO LTD	583.00	963,941.36
NET SERVICOS DE COMUNI-PREF	112,071.00	1,046,683.19
NETAPP INC	210,652.00	3,939,480.57
NETGEAR INC	61,000.00	926,310.01
NETSUITE INC	38,860.00	551,417.65
NEUTRAL TANDEM INC	27,250.00	845,118.47
NEW GOLD INC	1,446,800.00	3,530,192.00
NEW JERSEY RESOURCES CORP	3,100.00	132,746.95
NEW ORIENTAL EDUCATIO-SP ADR	11,627.00	736,280.36
NEW WORLD DEVELOPMENT	2,817,942.00	3,536,244.32
NEW YORK MRTG TRUST	132,050.00	632,355.76
NEW YORK TIMES CO -CL A	94,679.00	539,301.43
NEWALLIANCE BANCSHARES INC	7,800.00	115,399.03
NEWCREST MINING LIMITED	364,969.00	10,442,253.08
NEWELL RUBBERMAID INC	787,495.00	6,331,519.65
NEWFIELD EXPLORATION CO	28,223.00	807,362.38
NEWMONT MINING CORP	425,343.00	23,992,132.05
NEWS CORP-CL A	2,379,470.00	19,850,785.58
NEXANS SA	55,593.00	2,654,084.30
NEXEN INC	6,512,152.00	139,229,809.76
NEXT PLC	178,824.00	4,269,710.83
NGK INSULATORS LTD	123,000.00	2,358,028.12
NGK SPARK PLUG CO LTD	105,000.00	1,114,144.88
NHK SPRING CO LTD	29,000.00	130,400.74
NHN CORP	33,796.00	4,641,667.12
NICE SYSTEMS LTD-SPONS ADR	67,340.00	2,109,666.04
NICHIREI CORP	122,000.00	542,366.21
NICOR INC	33,559.00	1,405,331.65
NIDEC CORP	97,800.00	5,481,493.45
NIFCO INC	11,000.00	149,508.01
NIHON UNISYS LTD	23,500.00	210,441.10
NII HOLDINGS INC	27,100.00	512,271.30
NIKE INC -CL B	400,587.00	23,670,997.49
NIKO RESOURCES LTD	411,088.00	24,122,643.84
NIKON CORP	143,000.00	2,014,645.01
NINTENDO CO LTD	124,427.00	45,092,495.34
NIPPO CORP	80,000.00	819,319.71
NIPPON BUILDING FUND INC	131.00	1,411,721.49
NIPPON CHEMICAL INDUSTRIAL	21,000.00	42,265.28
NIPPON DENSETSU KOGYO CO LTD	136,000.00	1,479,463.13
NIPPON ELECTRIC GLASS CO LTD	965,945.00	8,440,805.30



Issuer (Common Shares except as noted)	Shares	Market Value (CAD\$)
NIPPON EXPRESS CO LTD	618,000.00	2,424,636.06
NIPPON FLOUR MILLS CO LTD	105,000.00	537,678.56
NIPPON MEAT PACKERS INC	196,444.00	2,564,897.43
NIPPON MINING HOLDINGS INC	834,500.00	4,145,704.24
NIPPON OIL CORP	775,900.00	4,813,290.58
NIPPON PAPER GROUP INC	61,600.00	1,875,365.75
NIPPON SHEET GLASS CO LTD	2,132,391.00	6,573,392.65
NIPPON SHINYAKU CO LTD	25,000.00	277,373.86
NIPPON SODA CO LTD	199,000.00	727,515.65
NIPPON STEEL CORP	2,661,000.00	8,914,725.83
NIPPON TELEGRAPH & TELEPHONE	661,700.00	31,439,623.36
NIPPON YUSEN	524,000.00	2,516,401.91
NIPPONKOA INSURANCE CO LTD	192,000.00	1,384,283.45
NIS GROUP CO LTD	145,000.00	53,564.05
NISHIMATSU CONSTRUCTION CO	193,000.00	194,219.02
NISHI-NIPPON CITY BANK LTD	172,000.00	464,484.98
NISOURCE INC	244,054.00	3,014,057.14
NISSAN CHEMICAL INDUSTRIES	54,000.00	564,734.45
NISSAN MOTOR CO LTD	1,284,100.00	5,724,983.75
NISSAN SHATAI CO LTD	36,000.00	260,470.30
NISSAY DOWA GENERAL INS	28,000.00	134,107.55
NISSHIN OILIO GROUP LTD/THE	14,000.00	76,148.84
NISSHIN SEIFUN GROUP INC	92,700.00	1,243,413.20
NISSHIN STEEL CO LTD	814,862.00	1,712,676.65
NISSHINBO HOLDINGS INC	163,000.00	1,926,828.00
NISSIN FOODS HOLDINGS CO LTD	22,400.00	827,472.15
NITCO LTD	145,000.00	84,500.76
NITORI CO LTD	35,050.00	2,464,532.04
NITTO BOSEKI CO LTD	49,000.00	107,981.55
NITTO DENKO CORP	47,700.00	1,218,260.39
NOBEL BIOCARE HOLDING AG-REG	94,650.00	2,033,867.72
NOBLE CORP	12,460.00	378,263.40
NOBLE ENERGY INC	159,516.00	10,831,068.77
NOBLE GROUP LTD	480,800.00	473,525.22
NOK CORP	21,400.00	228,163.73
NOKIA CORP-SPON ADR	121,200.00	1,782,431.92
NOKIA OYJ	3,169,352.00	47,012,767.68
NOKIAN RENKAAT OYJ	55,394.00	817,988.82
NOMURA HOLDINGS INC	1,831,100.00	11,545,815.94
NOMURA REAL ESTATE HOLDINGS	7,800.00	147,546.33
NOMURA REAL ESTATE OFFICE FU	67.00	466,841.54
NOMURA RESEARCH INSTITUTE	326,200.00	6,357,447.11
NORDEA BANK AB	1,796,251.00	11,207,780.17
NORDEA BANK AB-RTS	9,766,740.00	1,397,160.20
NORDSON CORP	2,466.00	88,350.58
NORDSTROM INC	115,309.00	2,433,982.73
NORFOLK SOUTHERN CORP	313,828.00	13,347,654.04
NORSK HYDRO ASA	700,641.00	3,316,063.36
NORSKE SKOGINDUSTRIER ASA	33,406.00	76,812.73
NORTH WEST COMPANY FUND	138,700.00	2,095,757.00

Issuer (Common Shares except as noted)	Shares	Market Value (CAD\$)
NORTHEAST UTILITIES	180,569.00	4,912,870.43
NORTHERN DYNASTY MINERALS	18,100.00	157,651.00
NORTHERN FOODS PLC	121,002.00	111,287.76
NORTHERN TRUST CORP	193,605.00	14,594,944.68
NORTHGATE MINERALS CORP	167,800.00	286,938.00
NORTHLAND POWER INCOME TR UT	174,513.00	1,752,110.52
NORTHROP GRUMMAN CORP	304,058.00	16,721,708.63
NORTHWEST NATURAL GAS CO	2,014.00	110,201.82
NOVA BIOSOURCE FUELS INC	581,900.00	51,331.73
NOVA CHEMICALS CORP	615,000.00	4,458,750.00
NOVAMED INC	294,000.00	841,032.28
NOVARTIS AG-REG	1,983,346.00	94,542,490.52
NOVATEL WIRELESS INC	129,300.00	915,744.49
NOVELL INC	240,177.00	1,289,378.70
NOVELLUS SYSTEMS INC	72,107.00	1,511,155.48
NOVO NORDISK A/S-B	381,366.00	22,965,052.08
NOVOZYMES A/S-B SHARES	24,528.00	2,227,913.54
NRG ENERGY INC	61,300.00	1,359,604.58
NSK LTD	134,000.00	643,507.36
NSTAR	8,095.00	325,218.05
NTN CORP	119,000.00	419,888.61
NTPC LIMITED	72,492.00	323,943.77
NTT DATA CORP	699.00	2,379,145.47
NTT DOCOMO INC	8,633.00	14,702,815.80
NTT URBAN DEVELOPMENT CORP	464.00	465,748.61
NU SKIN ENTERPRISES INC - A	3,600.00	47,590.19
NUANCE COMMUNICATIONS INC	152,560.00	2,087,901.38
NUCOR CORP	224,953.00	10,820,651.86
NUFARM LTD	251,100.00	2,480,375.24
NUTRECO HOLDING N.V.	49,600.00	2,233,332.52
NUVISTA ENERGY LTD	1,615,571.00	9,741,893.13
NVIDIA CORP	479,919.00	5,963,268.09
NWS HOLDINGS LTD	179,000.00	303,378.12
NYFIX INC	187,625.00	262,453.98
NYSE EURONEXT	163,641.00	3,691,344.95
OBAYASHI CORP	560,000.00	3,409,755.92
OBIC CO LTD	12,460.00	1,952,227.93
OCCIDENTAL PETROLEUM CORP	779,735.00	54,682,916.92
OCE NV	89,332.00	334,411.57
OCEANEERING INTL INC	5,800.00	269,488.73
ODAKYU ELECTRIC RAILWAY CO	176,000.00	1,712,826.58
ODYSSEY HEALTHCARE INC	64,900.00	793,333.71
OENON HOLDINGS INC	26,000.00	58,621.10
OEST ELEKTRIZITATSWIRTS-A	34,772.00	1,660,642.71
OFFICE DEPOT INC	222,783.00	367,783.99
OFFICEMAX INC	317,400.00	1,247,960.94
OGE ENERGY CORP	7,032.00	211,086.32
OIL & NATURAL GAS CORP LTD	105,072.00	2,031,605.08
OIL SEARCH LTD	398,200.00	1,830,961.58
OILSANDS QUEST INC	288,000.00	261,315.07



Issuer (Common Shares except as noted)	Shares	Market Value (CAD\$)
OJI PAPER CO LTD	257,000.00	1,309,484.86
OKI ELECTRIC IND CO LTD	192,000.00	154,081.02
OKINAWA CELLULAR TELEPHONE	336.00	721,184.78
OKINAWA ELECTRIC POWER CO	6,800.00	453,886.82
OLAM INTERNATIONAL LTD	3,536,800.00	4,273,611.62
OLD DOMINION FREIGHT LINE	16,720.00	494,947.08
OLD MUTUAL PLC	2,144,696.00	2,007,325.36
OLYMPUS CORP	60,678.00	1,221,225.07
OM HOLDINGS LTD	132,812.00	126,548.22
OMEGA PROTEIN CORP	245,500.00	816,760.82
OMNICELL INC	73,140.00	720,777.44
OMNICOM GROUP	501,721.00	14,795,090.02
OMNIVISION TECHNOLOGIES INC	93,000.00	787,574.59
OMRON CORP	49,600.00	731,008.46
OMV AG	316,106.00	13,306,555.73
ON SEMICONDUCTOR CORPORATION	603,580.00	2,966,462.91
ONEBEACON INSURANCE GROUP-A	107,211.00	1,305,136.54
ONESTEEL LTD	189,984.00	373,673.05
ONEX CORPORATION	1,034,824.00	16,019,075.52
ONLINE RESOURCES CORP	215,500.00	1,143,322.75
ONO PHARMACEUTICAL CO LTD	26,800.00	1,471,361.65
ONWARD HOLDINGS CO LTD	25,000.00	204,447.78
OPAP SA	255,280.00	8,451,870.20
OPEN TEXT CORP	860,688.00	37,500,176.16
ORACLE CORP	2,872,630.00	65,414,996.05
ORACLE CORP JAPAN	7,800.00	369,611.02
ORASCOM CONSTRUCTION INDS	45,440.00	1,374,056.66
ORASCOM DEVELOPMENT HOLDING	12,245.00	472,864.90
ORASCOM TELECOM-GDR REG S	121,435.00	3,412,622.23
O'REILLY AUTOMOTIVE INC	90,935.00	4,012,016.01
ORICA LTD	421,726.00	5,452,438.58
ORIENTAL BANK OF COMMERCE	55,428.00	151,060.76
ORIENTAL LAND CO LTD	21,000.00	1,679,911.13
ORIGIN ENERGY LIMITED	1,376,177.00	17,804,436.88
ORION MARINE GROUP INC	33,400.00	551,387.91
ORION OYJ-CLASS B	44,333.00	807,209.00
ORIX CORP	137,490.00	5,551,850.24
ORIX JREIT INC	17.00	87,485.82
ORKLA ASA	687,456.00	5,918,074.64
ORMAT TECHNOLOGIES INC	1,326.00	45,886.35
OSAKA GAS CO LTD	1,871,000.00	7,340,605.29
OSAKA TITANIUM TECHNOLOGIES	4,000.00	129,929.43
OSI SYSTEMS INC	43,400.00	834,610.30
OSISKO MINING CORP	1,133,500.00	6,517,625.00
OSISKO MINING CORP-CW09	25,050.00	26,052.00
OTP BANK PLC	78,608.00	827,872.55
OTSUKA CORP	3,400.00	158,513.91
OUTOKUMPU OYJ	119,241.00	1,625,354.68
OUTOTEC OYJ	10,202.00	220,522.03
OVERSEA-CHINESE BANKING CORP	2,905,210.00	11,637,363.12

Issuer (Common Shares except as noted)	Shares	Market Value (CAD\$)
OVERSEAS SHIPHOLDING GROUP	38,440.00	1,098,182.13
OWENS-ILLINOIS INC	245,814.00	4,473,148.15
OZ MINERALS LTD	444,184.00	215,500.42
P G & E CORP	323,705.00	15,591,200.83
PACCAR INC	218,757.00	7,101,454.24
PACE PLC	17,288.00	28,838.40
PACIFIC BASIN SHIPPING LTD	632,000.00	362,178.36
PACIFIC RUBIALES ENERGY CORP	1,285,400.00	6,285,606.00
PACTIV CORPORATION	185,627.00	3,412,997.05
PAGESJAUNES GROUPE	53,680.00	570,925.89
PALADIN LABS INC	691,713.00	8,736,335.19
PALL CORP	217,536.00	5,600,657.06
PALM INC	10,203.00	110,834.41
PAN AMERICAN SILVER CORP	690,958.00	15,387,634.66
PAN ORIENT ENERGY CORP	350,300.00	1,418,715.00
PANALPINA WELTTRANSPORT -REG	18,700.00	1,156,661.48
PANASONIC CORP	1,195,468.00	16,278,824.04
PANASONIC ELECTRIC WORKS CO	119,000.00	1,085,343.86
PARGESA HOLDING SA-BR	23,014.00	1,539,363.81
PARIS RE HOLDINGS LTD	136,101.00	2,955,541.39
PARK ELECTROCHEMICAL CORP	37,000.00	805,721.47
PARKER HANNIFIN CORP	104,095.00	4,457,514.04
PARKERVISION INC	152,990.00	325,828.62
PARKWAY HOLDINGS LTD	1,134,366.00	1,089,037.62
PARMALAT SPA	1,560,597.00	4,043,290.48
PARTNERRE LTD	12,196.00	953,978.61
PASON SYSTEMS INC	925,078.00	8,806,742.56
PATTERSON COS INC	60,138.00	1,429,322.22
PAYCHEX INC	584,301.00	18,901,748.21
PCCW LTD	499,789.00	322,924.12
PDF SOLUTIONS INC	183,000.00	364,374.23
PEABODY ENERGY CORP	192,104.00	6,061,920.10
PEACE ARCH ENTERTAINMENT GRP	158,800.00	21,596.80
PEACE ARCH ENTERTNMT	616,500.00	38,839.50
PEARSON PLC	349,538.00	4,421,877.89
PEER 1 NETWORK ENTERPRISES I	192,700.00	177,284.00
PEMBINA PIPELINE INC-TR UTS	41,500.00	580,170.00
PENNON GROUP PLC	167,771.00	1,225,339.94
PEOPLE'S UNITED FINANCIAL	307,862.00	6,971,779.43
PEP BOYS-MANNY MOE & JACK	2,974.00	16,527.95
PEPCO HOLDINGS INC	288,095.00	4,530,955.34
PEPSI BOTTLING GROUP INC	494,244.00	13,789,816.83
PEPSICO INC	1,658,424.00	107,590,416.21
PERKINELMER INC	91,349.00	1,470,056.99
PERNOD-RICARD SA	121,590.00	8,525,521.24
PERPETUAL LTD	4,366.00	102,819.04
PERUSAHAAN GAS NEGARA PT	9,979,020.00	2,336,085.99
PETRO ANDINA RESOURCES INC-A	134,400.00	780,864.00
PETROBANK ENERGY & RESOURCES	772,000.00	18,103,400.00
PETROBRAS - PETROLEO BRAS-PR	103,924.00	1,621,443.83

Issuer (Common Shares except as noted)	Shares	Market Value (CAD\$)
PETRO-CANADA	6,238,968.00	211,313,846.16
PETROCHINA CO LTD-H	9,565,000.00	9,596,307.79
PETROHAWK ENERGY CORP	11,700.00	283,533.66
PETROL OFISI AS	66,513.11	191,070.70
PETROLEO BRASILEIRO S.A.-ADR	169,384.00	6,504,056.63
PETROLEO BRASILEIRO-SPON ADR	143,360.00	4,426,225.66
PETROPLUS HOLDINGS AG	6,600.00	116,919.82
PEUGEOT SA	121,772.00	2,896,608.53
PFIZER INC	6,993,396.00	120,034,117.45
PGT INC	398,332.00	697,749.40
PHH CORP	4,000.00	70,823.24
PHI INC-NON VOTING	55,500.00	698,012.18
PHILIP MORRIS INTERNATIONAL	1,994,954.00	89,449,579.88
PHILIPPINE LONG DIST -SP ADR	19,400.00	1,078,884.94
PHILIPPINE LONG DISTANCE TEL	13,190.00	753,771.79
PHILIPS ELECTRONICS NV	1,380,279.00	25,546,947.65
PHILLIPS-VAN HEUSEN	3,734.00	106,722.71
PHOENIX COMPANIES INC	8,200.00	12,090.36
PIEDMONT NATURAL GAS CO	5,587.00	182,284.69
PILOT CORP	35.00	54,436.61
PING AN INSURANCE GROUP CO-H	2,517,439.00	18,901,723.79
PINNACLE WEST CAPITAL	90,161.00	3,017,770.90
PIONEER CORP	301,600.00	495,596.71
PIONEER NATURAL RESOURCES CO	97,531.00	2,024,304.09
PIRAEUS BANK S.A.	176,991.00	1,478,269.32
PIRAMAL HEALTHCARE LIMITED	217,234.00	1,046,438.20
PIRAMAL LIFE SCIENCES LTD	58,281.00	62,652.85
PIRELLI & C.	2,506,301.00	736,011.29
PITNEY BOWES INC	209,626.00	6,168,385.50
PKO BANK POLSKI SA	60,349.00	461,901.93
PLAINS ALL AMER PIPELINE LP	42,520.00	1,969,736.96
PLANTRONICS INC	54,487.00	828,780.73
PLUM CREEK TIMBER CO	131,836.00	4,829,681.87
PLUS EXPRESSWAYS BHD	2,215,000.00	2,247,482.82
PLUTONIC POWER CORP	107,700.00	225,093.00
PNC FINANCIAL SERVICES GROUP	430,371.00	15,885,535.02
POHJOLA BANK PLC	45,400.00	336,721.77
POLARIS ACQUISITION CORP	42,126.00	472,475.95
POLO RALPH LAUREN CORP	37,306.00	1,986,300.15
POLSKI KONCERN NAFTOWY SA	227,456.00	1,934,347.89
POLSKIE GORNICTWO NAFTOWE I	182,563.00	219,838.07
POLYCOM INC	6,224.00	120,711.23
POLYMETAL-REGS GDR	166,100.00	1,402,438.77
POOL CORP	154,400.00	2,607,303.39
POPULAR INC	20,609.00	56,617.79
PORSCHE AUTOMOBIL HLDG-PFD	75,693.00	4,473,484.37
PORTLAND GENERAL ELECTRIC CO	47,200.00	1,046,278.53
PORTUGAL TELECOM SGPS SA-REG	324,103.00	3,156,341.48
POSCO	31,830.00	10,552,756.43
POTASH CORP OF SASKATCHEWAN	3,261,759.00	332,536,330.05



Issuer (Common Shares except as noted)	Shares	Market Value (CAD\$)
POWELL INDUSTRIES INC	6,750.00	300,359.22
POWER CORP OF CANADA	2,862,780.00	56,253,627.00
POWER FINANCIAL CORP	2,725,858.00	56,098,157.64
POWERTECH TECHNOLOGY INC	148,445.00	337,051.31
PPG INDUSTRIES INC	122,824.00	5,711,485.50
PPL CORPORATION	295,750.00	10,700,336.15
PPR	115,340.00	9,302,069.62
PRAXAIR INC	257,369.00	21,824,597.28
PRECISION CASTPARTS CORP	131,445.00	9,922,254.64
PREMIER FOODS PLC	922,257.00	569,635.71
PRESIDENT CHAIN STORE CORP	1,306,000.00	3,764,811.31
PRESTIGE TELECOM INC	367,300.00	56,931.50
PRIMA MEAT PACKERS LTD	257,000.00	402,666.60
PRIMARIS RETAIL REAL ESTATE	2,475,400.00	22,476,632.00
PRINCIPAL FINANCIAL GROUP	240,267.00	2,476,776.99
PROASSURANCE CORP	11,900.00	699,131.24
PROCTER & GAMBLE CO/THE	2,450,725.00	145,432,927.64
PROGENICS PHARMACEUTICALS	45,000.00	373,712.31
PROGRESS ENERGY INC	203,500.00	9,298,902.38
PROGRESS ENERGY RESOURCES CO	1,959,629.00	18,342,127.44
PROGRESSIVE CORP	499,375.00	8,457,958.32
PROLOGIS	226,634.00	1,856,427.08
PROMETIC LIFE SCIENCES INC	2,438,200.00	341,348.00
PROMISE CO LTD	39,450.00	774,887.67
PROSEGUR COMP SEGURIDAD-REGD	2,114.00	71,615.22
PROTECTIVE PRODUCTS OF AMERI	57,200.00	42,900.00
PROVIDENT ENERGY TRUST-UTS	5,100.00	24,531.00
PRUDENTIAL FINANCIAL INC	527,326.00	12,639,479.00
PRUDENTIAL PLC	1,674,131.00	10,174,287.65
PRYSMIAN SPA	374,940.00	4,697,376.99
PSP SWISS PROPERTY AG-REG	3,093.00	164,275.96
PSYCHIATRIC SOLUTIONS INC	25,170.00	498,943.55
PTC INDIA LTD	515,292.00	886,185.47
PTT EXPLORATION & PROD-FOR	1,550,000.00	5,347,536.60
PTT PCL/FOREIGN	797,000.00	4,354,231.35
PUBLIC BANK BHD	273,477.00	712,595.50
PUBLIC BANK BHD-FOREIGN MKT	2,105,400.00	5,486,013.72
PUBLIC POWER CORP	69,281.00	1,573,930.07
PUBLIC SERVICE ENTERPRISE GP	434,289.00	16,128,665.71
PUBLIC STORAGE	100,829.00	7,020,325.00
PUBLICIS GROUPE	62,487.00	2,016,643.70
PULTE HOMES INC	259,098.00	3,568,812.22
PUMA AG	3,061.00	584,289.30
PUNJAB NATIONAL BANK	173,695.00	1,769,897.91
PURE CYCLE CORP	261,500.00	945,786.40
Q.P. CORP	159,000.00	2,148,918.16
QANTAS AIRWAYS LTD	1,798,725.00	2,743,799.89
QBE INSURANCE GROUP LIMITED	1,577,375.00	26,571,061.20
Q-CELLS SE	28,900.00	708,689.95
QIAGEN N.V.	72,300.00	1,481,887.51



Issuer (Common Shares except as noted)	Shares	Market Value (CAD\$)
QLOGIC CORP	228,288.00	3,199,096.54
QLT INC	12,500.00	28,375.00
QUADRA MINING LTD	831,146.00	4,978,564.54
QUALCOMM INC	1,820,800.00	89,281,802.75
QUANTA COMPUTER INC	525,440.00	835,320.18
QUANTA SERVICES INC	19,554.00	528,569.84
QUANTUM CORP	768,000.00	648,448.51
QUEBECOR INC -CL B	639,772.00	11,483,907.40
QUEBECOR INC-CL A	43,900.00	783,615.00
QUEST CAPITAL CORP	221,300.00	157,123.00
QUEST DIAGNOSTICS	111,001.00	6,641,666.69
QUESTAR CORP	161,540.00	5,991,144.80
QUICKSILVER RESOURCES INC	52,580.00	367,087.69
QUIDEL CORP	92,500.00	1,074,761.57
QUIMICA Y MINERA CHIL-SP ADR	50,629.00	1,694,598.80
QWEST COMMUNICATIONS INTL	1,093,310.00	4,712,039.28
RADIOSHACK CORP	98,716.00	1,066,124.31
RAE SYSTEMS INC	765,555.00	453,433.63
RAIFFEISEN INTL BANK HOLDING	27,309.00	967,562.09
RAKUTEN INC	9,489.00	5,705,186.07
RALCORP HOLDINGS INC	28,400.00	1,928,347.96
RALLYE SA	9,457.00	213,896.87
RAM HOLDINGS LTD	101,700.00	32,040.58
RANDSTAD HOLDING NV	42,782.00	913,322.83
RANGE RESOURCES CORP	133,325.00	6,915,545.35
RAUTARUUKKI OYJ	35,860.00	722,420.35
RAYMOND LIMITED	443,674.00	841,136.01
RAYTHEON COMPANY	415,926.00	20,410,398.87
RBC BEARINGS INC	42,500.00	818,373.88
RC2 CORP	143,500.00	953,019.95
RECKITT BENCKISER GROUP PLC	515,180.00	24,332,076.09
RED BACK MINING INC	3,459,544.00	28,195,283.60
RED ELECTRICA CORPORACION SA	91,358.00	4,486,692.35
RED HAT INC	375,038.00	8,431,592.31
REED ELSEVIER NV	778,816.00	10,491,021.12
REED ELSEVIER PLC	824,629.00	7,450,424.23
REGENCY CENTERS CORP	5,305.00	177,630.04
REGIONS FINANCIAL CORP	618,811.00	3,322,057.15
REGIS CORP	63,000.00	1,147,223.07
REGUS PLC	509,089.00	674,785.47
REITMANS <CANADA> LTD -CL A	613,450.00	6,625,260.00
RELIANCE INDUSTRIES LTD	394,155.00	14,888,424.00
RELIANT ENERGY INC	149,900.00	602,603.70
RENAULT SA	288,240.00	7,455,861.57
RENEWABLE ENERGY CORP AS	71,700.00	778,899.22
RENHE COMMERCIAL HOLDINGS	1,012,000.00	285,864.67
RENTECH INC	797,500.00	552,755.23
RENTECH INC (WTS)	40,000.00	2,520.40
REPSOL YPF SA	633,943.00	13,798,345.13
REPUBLIC SERVICES INC	299,129.00	6,464,904.57



Issuer (Common Shares except as noted)	Shares	Market Value (CAD\$)
RES-CARE INC	69,900.00	1,282,560.99
RESEARCH IN MOTION	5,428,632.00	295,806,157.68
RESOLUTION LTD	481,200.00	885,136.93
RESONA HOLDINGS INC	145,200.00	2,422,954.62
RETAIL VENTURES INC	368,000.00	704,905.47
REXAM PLC	941,336.00	4,583,456.40
REYNOLDS AMERICAN INC	172,052.00	7,770,826.31
RHEINMETALL AG	16,768.00	717,336.98
RHODIA SA	157,641.00	727,056.17
RHOEN-KLINIKUM AG	5,948.00	139,101.36
RICHELIEU HARDWARE LTD	559,800.00	8,397,000.00
RICHTEK TECHNOLOGY CORP	5,610.00	33,301.35
RICHTER GEDEON NYRT.	5,636.00	770,565.38
RICOH CO LTD	376,698.00	5,580,593.61
RIGEL PHARMACEUTICALS INC	122,500.00	947,859.43
RIO TINTO LTD	253,457.00	12,533,798.27
RIO TINTO PLC	1,209,481.00	51,256,811.32
RITCHIE BROS AUCTIONEERS	928,600.00	22,072,822.00
ROBERT HALF INTL INC	176,513.00	3,966,135.20
ROCHE HOLDING AG-GENUSSSCHEIN	633,006.00	109,406,144.96
ROCK-TENN COMPANY -CL A	2,792.00	95,174.84
ROCKWELL AUTOMATION INC	101,380.00	2,790,258.22
ROCKWELL COLLINS INC.	201,705.00	8,296,717.24
ROGERS COMMUNICATIONS -CL B	5,822,676.00	169,148,737.80
ROHM AND HAAS CO	89,326.00	8,874,910.41
ROHM CO LTD	25,700.00	1,600,845.25
ROLLS-ROYCE GROUP PLC	3,280,075.00	17,390,648.50
ROMARCO MINERALS	670,500.00	375,480.00
ROMARCO MINERALS INC	11,300.00	6,328.00
RONA INC	1,565,223.00	18,579,197.01
ROSNEFT OJSC-GDR	479,111.00	2,644,537.49
ROTORK PLC	38,831.00	596,626.92
ROWAN COMPANIES INC	87,400.00	1,318,393.52
ROYAL BANK OF CANADA	15,129,549.00	556,464,812.22
ROYAL BANK OF SCOTLAND GROUP	7,154,808.00	3,161,176.47
ROYAL DUTCH SHELL PLC-A SHS	5,017,222.00	141,929,023.46
ROYAL DUTCH SHELL PLC-ADR	39,000.00	2,177,247.54
ROYAL DUTCH SHELL PLC-B SHS	1,590,328.00	43,950,888.51
RR DONNELLEY & SONS CO	171,452.00	1,583,747.73
RSA INSURANCE GROUP PLC	3,681,357.00	8,637,138.91
RSC HOLDINGS INC	104,500.00	692,694.13
RUBICON MINERAL CORP	73,300.00	143,668.00
RUDOLPH TECHNOLOGIES INC	168,000.00	641,492.21
RUGGEDCOM INC	177,129.00	4,444,166.61
RUSSEL METALS INC	662,280.00	6,808,238.40
RWE AG	331,141.00	29,212,014.04
RWE AG-NON VTG PFD	15,160.00	1,186,680.66
RYANAIR HOLDINGS PLC	77,574.00	375,143.25
RYANAIR HOLDINGS PLC-SP ADR	137,200.00	3,995,706.06
RYDER SYSTEM INC	45,909.00	1,637,861.51

Issuer (Common Shares except as noted)	Shares	Market Value (CAD\$)
RYOHIN KEIKAKU CO LTD	95,900.00	4,703,126.98
SABMILLER PLC	415,766.00	7,775,214.88
SACYR VALLEHERMOSO SA	28,432.00	275,465.86
SAFEWAY INC	622,117.00	15,828,795.32
SAFRAN SA	100,364.00	1,175,244.85
SAFT GROUPE SA	178,404.00	6,049,688.35
SAGA COMMUNICATIONS INC-CL A	84,925.00	402,404.54
SAGE GROUP PLC/THE	763,532.00	2,329,765.85
SAINSBURY (J) PLC	980,076.00	5,532,083.98
SAIPEM	117,110.00	2,621,387.09
SALESFORCE.COM INC	93,205.00	3,844,365.68
SALZGITTER AG	22,641.00	1,591,489.26
SAMPO OYJ-A SHS	190,684.00	3,542,023.34
SAMSUNG C&T CORP	31,730.00	1,147,199.50
SAMSUNG CARD CO	8.00	228.48
SAMSUNG ELECTRONICS CO LTD	98,419.00	50,846,261.52
SAMSUNG ELECTRONICS-PFD	29,633.00	8,503,676.45
SAMSUNG FIRE & MARINE INS	14,517.00	2,112,655.10
SAMSUNG HEAVY INDUSTRIES	27,330.00	636,372.41
SAMSUNG SDI CO LTD	9,475.00	564,484.81
SAMSUNG SECURITIES CO LTD	19,190.00	1,008,868.49
SAN GOLD CORP	804,600.00	1,504,602.00
SANDISK CORP	134,018.00	2,136,451.97
SANDVIK AB	404,175.00	2,897,070.60
SANKEN ELECTRIC CO LTD	83,000.00	267,489.03
SANKI ENGINEERING CO LTD	31,000.00	212,447.36
SANKYO CO LTD	166,600.00	9,061,711.69
SANOFI-AVENTIS	1,359,237.00	96,225,132.46
SANOFI-AVENTIS-ADR	18,300.00	644,112.16
SANOMA OYJ	34,700.00	557,618.18
SANSHIN ELECTRONICS CO LTD	12,515.00	99,955.29
SANTEN PHARMACEUTICAL CO LTD	20,100.00	701,542.50
SANTOS LTD	202,502.00	2,982,781.59
SANYO ELECTRIC CO LTD	419,000.00	779,245.40
SAP AG	786,857.00	35,068,243.64
SAPIENT CORPORATION	7,906.00	44,535.24
SAPPORO HOKUYO HOLDINGS INC	52,000.00	182,818.35
SAPPORO HOLDINGS LTD	53,000.00	251,821.07
SAPUTO INC	1,104,396.00	23,126,052.24
SARA LEE CORP	587,551.00	5,982,688.70
SARAS SPA	113,184.00	372,841.57
SAS AB	61,515.00	38,850.61
SASOL LTD	41,581.00	1,512,793.08
SAVANNA ENERGY SERVICES CORP	865,200.00	4,412,520.00
SAVARIA CORP	54,400.00	35,904.00
SBERBANK-GDR REG S	5,233.00	688,825.68
SBI HOLDINGS INC	4,453.00	578,008.53
SBM OFFSHORE NV	187,855.00	3,147,429.92
SCANA CORP	118,568.00	4,615,565.07
SCANIA AB-B SHS	146,700.00	1,495,800.39

Issuer (Common Shares except as noted)	Shares	Market Value (CAD\$)
SCHERING-PLOUGH CORP	2,451,793.00	72,763,601.63
SCHINDLER HOLDING-PART CERT	41,811.00	2,486,691.34
SCHLUMBERGER LTD	1,233,509.00	63,142,491.86
SCHNEIDER ELECTRIC SA	156,281.00	13,081,663.13
SCHNITZER STEEL INDS INC-A	24,426.00	966,235.84
SCHOLASTIC CORP	1,875.00	35,608.53
SCHOOL SPECIALTY INC	48,500.00	1,075,095.52
SCHRODERS PLC	49,144.00	701,022.02
SCHWAB (CHARLES) CORP	1,246,962.00	24,357,033.44
SCOR SE	84,021.00	2,174,762.34
SCOTTISH & SOUTHERN ENERGY	465,165.00	9,303,004.88
SCRIPPS NETWORKS INTER-CL A	82,603.00	2,343,207.73
SEABRIDGE GOLD INC	3,100.00	88,970.00
SEACHANGE INTERNATIONAL INC	159,000.00	1,146,126.70
SEADRILL LTD	120,500.00	1,468,447.25
SEAGATE TECHNOLOGY	108,710.00	823,348.02
SEALED AIR CORP	158,547.00	2,757,252.83
SEARS CANADA INC	287,091.00	5,454,729.00
SEARS HOLDINGS CORP	32,155.00	1,852,248.32
SEB SA	3,627.00	123,537.03
SECOM CO LTD	230,100.00	10,639,730.11
SECURITAS AB-B SHS	172,691.00	1,576,847.45
SEGA SAMMY HOLDINGS INC	197,260.00	2,168,488.85
SEGRO PLC	251,263.00	103,084.80
SEGRO PLC - NPR	1,761,600.00	152,487.14
SEIKO EPSON CORP	127,000.00	2,154,841.42
SEINO HOLDINGS CO LTD	133,000.00	804,734.50
SEKISUI CHEMICAL CO LTD	100,000.00	624,170.80
SEKISUI HOUSE LTD	124,867.00	1,183,390.24
SEMAFO INC	251,800.00	511,154.00
SEMBCORP INDUSTRIES LTD	3,610,520.00	7,022,137.21
SEMBCORP MARINE LTD	144,200.00	216,010.83
SEMPRA ENERGY	207,259.00	12,077,323.49
SERCO GROUP PLC	285,229.00	1,881,320.06
SES	371,545.00	8,924,886.14
SEVEN & I HOLDINGS CO LTD	469,200.00	12,909,788.36
SEVEN BANK LTD	349.00	1,166,531.92
SEVERN TRENT PLC	108,538.00	1,937,767.56
SGS SA-REG	2,193.00	2,899,742.25
SHANGHAI INDUSTRIAL HLDG LTD	605,000.00	2,106,751.88
SHANGRI-LA ASIA LTD	1,498,777.00	2,141,166.36
SHARP CORP	689,000.00	6,810,646.06
SHAW COMMUNICATIONS INC-B	3,774,749.00	72,550,675.78
SHAWCOR LTD-CLASS A	955,629.00	18,510,533.73
SHENZHEN INVESTMENT LTD	2,125,615.00	665,997.55
SHERRITT INTERNATIONAL CORP	2,414,954.00	7,124,114.30
SHERWIN-WILLIAMS CO/THE	57,790.00	3,784,817.01
SHIKOKU ELECTRIC POWER CO	58,700.00	1,970,271.56
SHIMA SEIKI MFG LTD	35,200.00	872,555.11
SHIMACHU CO LTD	94,400.00	1,992,516.24

Issuer (Common Shares except as noted)	Shares	Market Value (CAD\$)
SHIMADZU CORP	76,000.00	608,935.94
SHIMAMURA CO LTD	24,800.00	1,661,670.05
SHIMANO INC	15,100.00	570,307.41
SHIMIZU BANK LTD/THE	8,700.00	451,046.20
SHIMIZU CORP	578,000.00	3,011,331.14
SHIN-ETSU CHEMICAL CO LTD	380,800.00	23,137,833.25
SHINHAN FINANCIAL GROUP LTD	351,472.00	7,864,254.92
SHINKO ELECTRIC INDUSTRIES	14,400.00	172,057.14
SHINSEGAE CO LTD	21,081.00	8,254,601.41
SHINSEI BANK LTD	1,162,000.00	1,465,374.71
SHINSHO CORP	26,000.00	51,003.67
SHIONOGI & CO LTD	660,000.00	14,157,722.34
SHIRE PLC	231,147.00	3,597,358.58
SHISEIDO CO LTD	90,000.00	1,645,135.90
SHIZUOKA BANK LTD/THE	650,000.00	7,319,358.00
SHIZUOKA GAS CO LTD	40,500.00	285,806.54
SHOPPERS DRUG MART INC	2,313,257.00	100,256,558.38
SHOWA DENKO K K	312,000.00	480,891.76
SHOWA SHELL SEKIYU KK	47,200.00	538,712.90
SHUTTERFLY INC	126,100.00	1,488,998.13
SIAM CEMENT PCL-NVDR	1,424,000.00	4,975,980.59
SIAM CEMENT PUB CO-FOR REG	950,000.00	3,302,798.96
SIAM COMMERCIAL BANK P-NVDR	111,900.00	216,351.07
SIAM COMMERCIAL BANK-FOREIGN	275,377.00	532,422.77
SIEMENS AG-REG	623,269.00	44,779,304.75
SIERRA WIRELESS INC	39,300.00	178,815.00
SIGMA-ALDRICH	110,209.00	5,248,478.58
SILICONWARE PRECISION INDS	646,000.00	855,617.68
SILICONWARE PRECISION-SP ADR	438,083.00	3,202,018.74
SILITECH TECHNOLOGY CORP	236,000.00	538,475.73
SILVER STANDARD RESOURCES	541,152.00	11,104,439.04
SILVER WHEATON CORP	2,825,981.00	29,248,903.35
SILVERCORP METALS INC	2,885,758.00	8,195,552.72
SIMCERE PHARMACEUTICAL-ADR	86,700.00	611,852.30
SIMON PROPERTY GROUP INC	220,492.00	9,625,209.60
SIMPSON MANUFACTURING CO INC	14,337.00	325,576.12
SIMS METAL MANAGEMENT LTD	37,030.00	543,820.06
SINGAPORE AIRLINES LTD	617,066.00	5,106,970.06
SINGAPORE EXCHANGE LTD	267,000.00	1,126,972.01
SINGAPORE LAND LTD	34,000.00	89,482.42
SINGAPORE PETROLEUM CO LTD	18,000.00	42,605.95
SINGAPORE POST LTD	2,106,700.00	1,351,251.20
SINGAPORE PRESS HOLDINGS LTD	415,500.00	870,007.99
SINGAPORE TECHNOLOGIES ENG	5,145,670.00	10,476,319.42
SINGAPORE TELECOMMUNICATIONS	11,826,530.00	24,763,358.94
SINO LAND CO	1,306,000.00	1,643,143.90
SINOFERT HOLDINGS LTD	2,534,000.00	1,402,786.92
SINO-FOREST CORPORATION-CL A	1,653,323.00	14,532,709.17
SINO-OCEAN LAND HOLDINGS	1,121,000.00	928,125.08
SK HOLDINGS CO LTD	10,076.00	985,208.99

Issuer (Common Shares except as noted)	Shares	Market Value (CAD\$)
SK TELECOM	12,368.00	2,159,894.05
SKANDINAVISKA ENSKILDA BAN-A	163,616.00	644,902.80
SKANDINAVISKA ENSKILDA-NEW	518,355.00	2,003,686.32
SKANSKA AB-B SHS	811,014.00	8,763,052.72
SKF AB-B SHARES	179,060.00	1,941,566.07
SKY CITY ENTERTAINMENT GROUP	91,622.00	184,877.66
SKY PERFECT JSAT HOLDINGS	12,380.00	5,976,779.35
SLM CORP	404,435.00	2,522,861.49
SMC CORP	24,900.00	2,997,357.35
SMITH & NEPHEW PLC	382,432.00	2,979,357.68
SMITH (A.O.) CORP	1,596.00	50,644.01
SMITH INTERNATIONAL INC	179,244.00	4,851,973.04
SMITHS GROUP PLC	326,372.00	3,937,528.26
SNAM RETE GAS	1,596,582.00	10,774,694.64
SNAP-ON INC	174,015.00	5,504,271.95
SNC-LAVALIN GROUP INC	2,029,991.00	65,061,211.55
SNS REAAL NV	220,356.00	976,918.14
SOCIETE BIC SA	23,215.00	1,434,643.84
SOCIETE DES AUTOROUTES PARIS	7,776.00	623,360.64
SOCIETE GENERALE	742,872.00	36,607,357.68
SODEXO	46,832.00	2,685,255.58
SOFINA	767.00	67,508.11
SOFTBANK CORP	561,200.00	8,978,724.99
SOHU.COM INC	13,017.00	677,650.21
SOJITZ CORP	393,200.00	586,012.31
SOL MELIA SA	1,046,924.00	3,725,007.37
SOLARWORLD AG	32,957.00	848,915.42
SOLERA HOLDINGS INC	195,380.00	6,101,278.97
SOLVAY SA	28,802.00	2,537,917.42
SOMPO JAPAN INSURANCE INC	213,000.00	1,370,182.29
SONIC HEALTHCARE LTD	264,332.00	2,557,935.53
SONOCO PRODUCTS CO	7,558.00	199,825.93
SONOVA HOLDING AG-REG	20,900.00	1,591,063.76
SONY CORP	487,800.00	12,414,940.66
SONY FINANCIAL HOLDINGS INC	1,127.00	3,775,609.17
SOTHEBY'S	315,310.00	3,576,182.96
SOUTHERN CO	633,000.00	24,425,776.09
SOUTHWEST AIRLINES CO	594,272.00	4,740,546.97
SOUTHWESTERN ENERGY CO	267,475.00	10,007,667.53
SP AUSNET	262,900.00	209,133.79
SPECTRA ENERGY CORP	614,611.00	10,951,893.54
SPIRIT AEROSYSTEMS HOLD-CL A	7,679.00	96,480.45
SPORT SUPPLY GROUP INC	156,000.00	1,124,501.66
SPRINT NEXTEL CORP	3,273,812.00	14,728,598.64
SPROTT INC	51,500.00	234,325.00
SPX CORP	3,772.00	223,460.83
SQUARE ENIX HOLDINGS CO LTD	156,100.00	3,696,491.07
SRA INTERNATIONAL INC-CL A	49,700.00	920,689.52
SRF LIMITED	29,595.00	54,676.33
SSAB AB - B SHARES	39,400.00	391,241.99

Issuer (Common Shares except as noted)	Shares	Market Value (CAD\$)
SSAB AB-A SHARES	71,337.00	759,944.03
SSL INTERNATIONAL PLC	19,145.00	155,019.52
ST JUDE MEDICAL INC	372,888.00	17,071,955.91
STAGECOACH GROUP PLC	821,007.00	1,776,694.59
STAMPS.COM INC	73,230.00	895,159.13
STANCORP FINANCIAL GROUP	3,600.00	103,346.48
STANDARD BANK GROUP LTD	126,645.00	1,332,008.76
STANDARD CHARTERED PLC	2,130,032.00	33,284,295.40
STANDARD LIFE PLC	951,197.00	2,849,212.08
STANDARD REGISTER CO	864.00	4,986.76
STANLEY ELECTRIC CO LTD	160,100.00	2,231,084.52
STANLEY WORKS/THE	72,704.00	2,668,020.43
STANTEC INC	858,754.00	19,579,591.20
STAPLES INC	1,155,967.00	26,381,735.50
STARBUCKS CORP	528,736.00	7,402,738.62
STARHUB LTD	2,031,000.00	3,311,371.02
STARTEK INC	181,944.00	710,786.07
STARWOOD HOTELS & RESORTS	151,282.00	2,421,198.82
STATE BANK OF INDIA	48,324.00	1,278,111.83
STATE BANK OF INDIA-SPON GDR	8,584.00	455,051.34
STATE STREET CORP	685,299.00	26,582,032.76
STATOILHYDRO ASA	1,625,941.00	36,023,026.15
STEELCASE INC-CL A	4,797.00	30,286.35
STERICYCLE INC	64,949.00	3,906,639.87
STERLITE INDUSTRIES INDIA LT	225,315.00	1,987,182.14
STMICROELECTRONICS NV	447,245.00	2,830,009.16
STOCKLAND	447,985.00	1,210,080.28
STORA ENSO OYJ-R SHS	312,873.00	1,395,441.79
STORM EXPLORATION INC	258,600.00	2,953,212.00
STRABAG SE-BR	16,200.00	400,235.46
STRAUMANN HOLDING AG-REG	3,851.00	751,666.09
STRYKER CORP	256,228.00	10,991,465.81
STUDIO ALICE CO LTD	16,200.00	133,101.24
SUCAMPO PHARMACEUTICALS-CL A	48,330.00	373,350.51
SUEDZUCKER AG	279,503.00	6,774,640.64
SUEZ ENVIRONNEMENT CO	157,596.00	2,915,555.43
SUGI HOLDINGS CO LTD	65,500.00	1,508,506.18
SULZER AG-REG	13,695.00	889,514.43
SUMCO CORP	82,500.00	1,515,397.54
SUMITOMO CHEMICAL CO LTD	1,930,000.00	8,186,700.65
SUMITOMO CORP	1,118,900.00	12,015,067.55
SUMITOMO ELECTRIC INDUSTRIES	418,300.00	4,374,600.42
SUMITOMO HEAVY INDUSTRIES	353,000.00	1,461,387.66
SUMITOMO METAL INDUSTRIES	1,095,000.00	2,747,816.41
SUMITOMO METAL MINING CO LTD	286,046.00	3,428,726.71
SUMITOMO MITSUI FINANCIAL GR	737,400.00	32,030,585.72
SUMITOMO OSAKA CEMENT CO LTD	188,000.00	543,614.55
SUMITOMO REALTY & DEVELOPMNT	105,000.00	1,448,522.09
SUMITOMO RUBBER INDUSTRIES	806,800.00	6,741,819.13
SUMITOMO TRUST & BANKING CO	357,000.00	1,696,228.73



Issuer (Common Shares except as noted)	Shares	Market Value (CAD\$)
SUMTOTAL SYSTEMS INC	269,216.00	573,359.55
SUN HUNG KAI PROPERTIES	1,152,500.00	12,984,676.20
SUN LIFE FINANCIAL INC	5,373,010.00	122,719,548.40
SUN MICROSYSTEMS INC	669,051.00	6,171,770.67
SUN PHARMACEUTICAL INDUS	143,014.00	3,944,979.68
SUNCOR ENERGY INC	14,093,526.00	396,591,821.64
SUNCORP-METWAY LTD	337,089.00	1,768,023.62
SUNOCO INC	96,230.00	3,211,204.34
SUNPOWER CORP-CLASS A	6,502.00	194,849.05
SUNTRUST BANKS INC	323,396.00	4,784,562.32
SUPERIOR PLUS CORP	724,600.00	6,680,812.00
SUPERVALU INC	236,084.00	4,248,486.45
SURUGA BANK LTD	66,000.00	680,983.08
SUSSER HOLDINGS CORP	13,091.00	221,723.42
SUZUKI MOTOR CORP	89,600.00	1,859,244.31
SVENSKA CELLULOSA AB-B SHS	627,614.00	5,969,546.84
SVENSKA HANDELSBANKEN-A SHS	212,302.00	3,763,992.38
SWATCH GROUP AG/THE-BR	21,612.00	3,288,141.64
SWATCH GROUP AG/THE-REG	14,264.00	439,561.24
SWEDBANK AB - A SHARES	151,900.00	635,710.22
SWEDISH MATCH AB	311,576.00	5,642,605.44
SWIFT ENERGY CO	43,500.00	400,176.51
SWIRE PACIFIC LTD 'A'	2,171,800.00	18,228,086.94
SWIRE PACIFIC LTD 'B'	2,807,500.00	4,539,518.84
SWISS LIFE HOLDING AG-REG	14,423.00	1,253,587.50
SWISS REINSURANCE CO LTD-REG	167,849.00	3,461,923.97
SWISSCOM AG-REG	10,427.00	3,689,120.03
SWITCH & DATA FACILITIES CO	65,080.00	719,261.17
SXC HEALTH SOLUTIONS CORP	307,421.00	8,377,222.25
SYMANTEC CORP	877,594.00	16,522,802.74
SYMRISE AG	144,078.00	2,144,409.65
SYNAPTICS INC	16,225.00	547,154.90
SYNGENTA AG-REG	58,209.00	14,775,303.53
SYNOVUS FINANCIAL CORP	20,528.00	84,075.50
SYNTEL INC	18,270.00	473,830.92
SYNTHES INC	73,181.00	10,267,635.73
SYSCO CORP	495,682.00	14,242,212.81
T ROWE PRICE GROUP INC	195,165.00	7,098,028.49
T&D HOLDINGS INC	85,950.00	2,578,363.60
TABCORP HOLDINGS LIMITED	146,659.00	833,324.80
TACHI-S CO LTD	45,200.00	251,033.85
TAIHEIYO CEMENT CORP	660,000.00	1,210,636.59
TAIKISHA LTD	21,900.00	292,635.47
TAISEI CORP	227,000.00	543,614.55
TAISEI ROTEC CORP	140,000.00	244,318.28
TAISHO PHARMACEUTICAL CO LTD	29,000.00	675,276.38
TAIWAN CEMENT	490,754.00	508,890.89
TAIWAN FERTILIZER CO LTD	667,000.00	1,719,846.38
TAIWAN MOBILE CO LTD	3,760,819.00	6,857,802.49
TAIWAN SEMICONDUCTOR MANUFAC	17,798,373.00	33,940,828.67



Issuer (Common Shares except as noted)	Shares	Market Value (CAD\$)
TAIWAN SEMICONDUCTOR-SP ADR	216,377.00	2,440,470.74
TAIYO NIPPON SANSO CORP	89,000.00	726,700.41
TAIYO YUDEN CO LTD	87,000.00	824,516.89
TAKAOKA ELECTRIC MFG CO LTD	27,000.00	67,410.45
TAKASHIMAYA CO LTD	92,095.00	662,814.30
TAKEDA PHARMACEUTICAL CO LTD	396,800.00	17,185,332.87
TAKEFUJI CORP	135,710.00	796,929.94
TAL INTERNATIONAL GROUP INC	77,200.00	712,144.06
TALEO CORP-CLASS A	37,280.00	555,306.63
TALISMAN ENERGY INC	11,541,874.00	154,084,017.90
TANDY LEATHER FACTORY INC	282,200.00	737,929.01
TANZANIAN ROYALTY EXPLORATIO	12,269.00	68,829.09
TARGET CORP	613,673.00	26,595,531.08
TATA CONSULTANCY SVS LTD	226,137.00	3,028,238.97
TATA MOTORS LTD	254,002.00	1,135,684.30
TATA POWER CO LTD	42,915.00	814,452.18
TATA STEEL LIMITED	692,196.00	3,536,071.70
TATA TEA LTD	166,295.00	2,415,138.81
TATE & LYLE PLC	437,687.00	2,056,155.94
TATTS GROUP LTD	417,538.00	1,011,039.23
TCF FINANCIAL CORP	60,900.00	902,535.08
TDK CORP	31,400.00	1,459,922.76
TEAM INC	1,400.00	20,677.36
TECHNE CORP	2,835.00	195,460.61
TECHNIP SA	47,118.00	2,094,421.56
TECK RESOURCES LTD-CLS B	7,497,413.00	52,856,761.65
TECO ENERGY INC	201,120.00	2,825,983.38
TEIJIN LTD	277,000.00	751,565.34
TEJON RANCH CO	18,900.00	492,313.51
TEKELEC	58,000.00	967,001.87
TELE NORTE LESTE PART-ADR	65,100.00	1,135,420.04
TELE2 AB-B SHS	119,459.00	1,263,491.73
TELECOM CORP OF NEW ZEALAND	432,692.00	708,422.02
TELECOM ITALIA SPA	7,604,099.00	12,333,870.08
TELECOM ITALIA-RSP	9,470,155.00	12,125,554.94
TELEFONICA O2 CZECH REPUBLIC	25,103.00	623,795.63
TELEFONICA SA	5,289,570.00	132,715,815.08
TELEKOM AUSTRIA AG	155,048.00	2,952,591.72
TELEKOM MALAYSIA BHD	1,280,800.00	1,555,963.13
TELEKOMUNIKACJA POLSKA SA	528,720.00	3,551,761.68
TELEKOMUNIKASI TBK PT	4,360,500.00	3,584,641.38
TELEMAR NORTE LESTE SA-PR A	1,800.00	51,446.30
TELENOR ASA	569,936.00	4,088,654.15
TELEPERFORMANCE	2,352.00	81,406.57
TELEPHONE AND DATA SYSTEMS	7,678.00	256,505.87
TELEVISION BROADCASTS LTD	58,300.00	234,247.24
TELEVISION FRANCAISE (T.F.1)	40,182.00	396,086.04
TELIASONERA AB	1,006,552.00	6,065,968.16
TELLABS INC	299,113.00	1,726,395.29
TELSTRA CORP LTD	6,641,691.00	18,636,996.80

Issuer (Common Shares except as noted)	Shares	Market Value (CAD\$)
TELUS CORP	2,220,324.00	77,000,836.32
TELUS CORPORATION -NON VOTE	1,041,150.00	34,368,361.50
TEMPUR-PEDIC INTERNATIONAL	206,700.00	1,901,528.38
TENAGA NASIONAL BHD	302,800.00	637,471.87
TENARIS SA	191,300.00	2,447,801.05
TENCENT HOLDINGS LTD	1,137,800.00	10,602,506.35
TENET HEALTHCARE CORP	325,261.00	475,476.94
TENNANT CO	1,319.00	15,574.85
TERADATA CORP	124,773.00	2,550,415.52
TERADYNE INC	133,632.00	737,605.34
TERNA SPA	606,219.00	2,374,678.21
TERUMO CORP	54,300.00	2,510,809.84
TESCO PLC	6,231,810.00	37,468,341.68
TESORO CORP	117,042.00	1,986,775.54
TESSENDERLO CHEMIE	13,048.00	499,127.86
TESSERA TECHNOLOGIES INC	14,100.00	237,569.12
TETRA TECH INC	4,400.00	113,004.65
TEVA PHARMACEUTICAL-SP ADR	284,869.00	16,172,585.72
TEXAS INSTRUMENTS INC	1,171,483.00	24,373,760.49
TEXTAINER GROUP HOLDINGS LTD	83,600.00	711,130.86
TEXTRON INC	166,890.00	1,207,206.83
TEXWINCA HOLDINGS LTD	438,000.00	283,712.01
THAI OIL PCL	361,500.00	327,024.99
THALES SA	40,410.00	1,926,527.43
THALLION PHARMACTCLS	125,000.00	16,875.00
THERATECHNOLOGIES INC	54,900.00	105,957.00
THERAVANCE INC	15,500.00	332,062.70
THERMO FISHER SCIENTIFIC INC	360,540.00	16,206,753.96
THINKORSWIM GROUP INC	30,620.00	333,394.48
THK CO LTD	32,000.00	538,875.95
THOMAS & BETTS CORP	4,212.00	132,805.22
THOMAS COOK GROUP PLC	1,038,313.00	4,493,908.30
THOMPSON CREEK METALS CO INC	959,222.00	4,767,333.34
THOMSON (EX-TMM)	106,656.00	122,398.02
THOMSON REUTERS CORP	2,304,545.00	74,667,258.00
THOMSON REUTERS PLC	315,686.00	8,881,055.69
THORATEC CORP	28,770.00	931,415.46
THQ INC	111,480.00	427,080.77
THYSSENKRUPP AG	377,356.00	8,301,745.43
TIETO OYJ	33,452.00	436,420.86
TIFFANY & CO	108,007.00	2,934,540.69
TIM HORTONS INC	1,799,545.00	58,323,253.45
TIMBERLAND CO-CL A	3,529.00	53,100.11
TIME WARNER CABLE	389,764.24	12,181,286.14
TIME WARNER INC	1,580,132.33	38,431,757.40
TIMMINCO LTD	34,900.00	88,995.00
TITAN CEMENT CO. S.A.	17,202.00	459,760.13
TITAN INDUSTRIES LIMITED	47,485.00	918,375.14
TITAN INTERNATIONAL INC	104,375.00	661,612.88
TITANIUM METALS CORP	63,335.00	436,586.78

Issuer (Common Shares except as noted)	Shares	Market Value (CAD\$)
TJX COMPANIES INC	413,639.00	13,365,308.13
TMX GROUP INC	638,175.00	22,814,756.25
TNT NV	304,509.00	6,551,615.07
TOA CORP	45,000.00	68,786.17
TOAGOSEI CO LTD	361,000.00	1,011,666.22
TOBU RAILWAY CO LTD	227,000.00	1,442,891.82
TOCHIGI BANK LTD/THE	32,000.00	195,250.82
TOEI CO LTD	45,000.00	245,337.34
TOHO CO LTD	24,100.00	422,111.43
TOHO GAS CO LTD	142,000.00	817,587.32
TOHOKU ELECTRIC POWER CO INC	137,800.00	3,800,270.29
TOKAI CARBON CO LTD	389,000.00	1,952,329.84
TOKAI RUBBER INDUSTRIES	77,700.00	761,122.79
TOKIO MARINE HOLDINGS INC	629,100.00	19,192,545.16
TOKUYAMA CORPORATION	41,000.00	326,415.85
TOKYO BROADCASTING SYSTEM	9,000.00	148,348.84
TOKYO DOME CORP	113,000.00	388,641.86
TOKYO ELECTRIC POWER CO INC	463,300.00	14,517,932.59
TOKYO ELECTRON LTD	111,200.00	5,156,007.48
TOKYO GAS CO LTD	2,056,000.00	9,035,445.56
TOKYO STEEL MFG CO LTD	19,600.00	245,423.96
TOKYO TATEMONO CO LTD	105,000.00	338,389.74
TOKYU CORP	312,000.00	1,637,416.56
TOKYU LAND CORP	114,000.00	392,081.17
TOLL HOLDINGS LIMITED	191,533.00	1,046,443.68
TOMKINS PLC	1,444,348.00	3,158,190.07
TONENGENERAL SEKIYU KK	82,000.00	1,005,883.09
TOOTSIE ROLL INDS	2,019.83	55,285.87
TOP REIT INC	147.00	672,231.95
TOPDANMARK A/S	7,597.00	940,507.75
TOPPAN PRINTING CO LTD	136,000.00	1,158,970.53
TOPRE CORP	15,600.00	137,312.48
TORAY INDUSTRIES INC	363,000.00	1,826,463.88
TORCHMARK CORP	62,010.00	2,049,743.40
TORO CO	2,598.00	79,165.31
TOROMONT INDUSTRIES LTD	1,030,812.00	24,182,849.52
TORONTO-DOMINION BANK	9,546,474.00	414,889,760.04
TORSTAR CORP - CL B	369,034.00	1,871,002.38
TOSHIBA CORP	2,522,000.00	8,159,925.00
TOSHIBA PLANT SYSTEMS & SERV	95,000.00	1,006,825.72
TOSOH CORP	1,228,000.00	2,909,502.13
TOTAL SA	1,890,882.00	118,211,196.69
TOTAL SA-STRIP VVPR	74,556.00	124.54
TOTAL SYSTEM SERVICES INC	126,198.00	2,196,269.48
TOTO LTD	54,000.00	338,427.96
TOWA CORP	25,100.00	39,326.58
TOWER GROUP INC	17,977.00	557,983.18
TOYO ENGINEERING CORP	201,000.00	734,827.37
TOYO KOHAN CO LTD	41,000.00	157,724.14
TOYO SEIKAN KAISHA LTD	58,277.00	1,064,519.71

Issuer (Common Shares except as noted)	Shares	Market Value (CAD\$)
TOYO SUISAN KAISHA LTD	55,000.00	1,418,714.75
TOYODA GOSEI CO LTD	12,500.00	236,134.00
TOYOTA AUTO BODY CO LTD	8,300.00	151,612.36
TOYOTA BOSHOKU CORP	7,800.00	100,450.74
TOYOTA INDUSTRIES CORP	69,100.00	1,844,036.20
TOYOTA MOTOR CORP	1,500,300.00	59,626,603.51
TOYOTA TSUSHO CORP	289,000.00	3,482,541.88
TRADESTATION GROUP INC	2,059.00	17,125.36
TRANSALTA CORP	1,986,123.00	36,643,969.35
TRANSAT A.T. INC-B	326,220.00	2,459,698.80
TRANSCANADA CORP	8,208,608.75	244,862,798.98
TRANSCONTINENTAL INC-CL A	571,953.00	3,288,729.75
TRANSFORCE INC	512,022.00	1,740,874.80
TRANSOCEAN LTD	186,810.00	13,851,992.88
TRANSURBAN GROUP	331,196.00	1,352,054.49
TRAVELERS COS INC/THE	710,279.00	36,376,603.73
TREND MICRO INC	47,000.00	1,658,383.60
TRENT LIMITED	213,165.00	1,744,434.21
TREX COMPANY INC	1,123.00	10,798.01
TRICAN WELL SERVICE LTD	957,100.00	6,163,724.00
TRILOGY ENERGY TRUST	92,700.00	556,200.00
TRINIDAD DRILLING LTD	1,252,668.00	3,094,089.96
TRINITY MIRROR PLC	242,310.00	114,705.78
TRISTAR OIL & GAS LTD	1,454,219.00	13,422,441.37
TRISTAR OIL & GAS LTD-RECPTS	326,800.00	2,941,200.00
TRUWORTHS INTERNATIONAL LTD	271,611.00	1,154,542.66
TRYGVESTA AS	17,950.00	1,141,297.04
TS TECH CO LTD	18,200.00	161,357.07
TSUMURA & CO	53,700.00	1,744,302.62
TTM TECHNOLOGIES	140,000.00	1,023,282.40
TUI AG	91,073.00	611,572.68
TUI TRAVEL PLC	1,093,625.00	4,511,429.81
TULLETT PREBON PLC	290,356.00	1,100,909.15
TULLOW OIL PLC	786,413.00	11,388,090.30
TUPPERWARE BRANDS CORP	4,757.00	101,851.17
TUPRAS-TURKIYE PETROL RAFINE	108,915.00	1,367,815.97
TURK EKONOMI BANKASI	623,692.00	304,864.62
TURK HAVA YOLLARI AO	44,248.00	217,950.79
TURKCELL ILETISIM HIZMET AS	36,051.00	220,952.25
TURKCELL ILETISIM HIZMET-ADR	243,970.00	3,778,572.72
TURKIYE GARANTI BANKASI	474,888.00	842,804.22
TURKIYE IS BANKASI-C	1,266,303.76	3,561,500.42
TURKIYE VAKIFLAR BANKASI T-D	1,446,100.58	1,370,227.08
TVA GROUP INC- B SHRS	9,114.00	79,838.64
TYCO ELECTRONICS LTD	517,582.00	7,200,915.47
TYCO INTERNATIONAL LTD	27,000.00	665,536.82
TYSON FOODS INC-CL A	463,557.00	5,485,398.85
UBE INDUSTRIES LTD	235,281.00	533,475.19
UBI BANCA SCPA	285,656.00	3,958,148.81
UBS AG-REG	2,622,262.00	31,046,505.09

Issuer (Common Shares except as noted)	Shares	Market Value (CAD\$)
UCB SA	267,936.00	9,931,634.97
UCBH HOLDINGS INC	173,020.00	329,240.10
UCO BANK	172,716.00	102,794.19
UEX CORP	162,400.00	134,792.00
UGI CORP	8,177.00	243,292.91
ULTRA PETROLEUM CORP	67,467.00	3,051,436.47
ULTRATECH CEMENT LTD	30,848.00	421,505.62
UMB FINANCIAL CORP	39,110.00	2,094,180.07
UMICORE	71,931.00	1,670,780.77
UNDER ARMOUR INC-CLASS A	12,680.00	262,540.49
UNIBAIL-RODAMCO SE	71,893.00	12,805,554.62
UNICHARM CORP	11,200.00	856,005.67
UNICREDIT SPA	10,351,441.00	21,476,068.68
UNILEVER INDONESIA TBK PT	3,893,000.00	3,369,876.65
UNILEVER NV-CVA	1,251,485.00	31,044,486.41
UNILEVER PLC	662,030.00	15,735,398.76
UNION BANK OF INDIA	404,232.00	1,476,082.91
UNION FENOSA SA	159,991.00	4,810,613.16
UNION PACIFIC CORP	460,956.00	23,880,665.44
UNIPOL GRUPPO FINANZIARIO SP	235,500.00	262,391.11
UNIPOL GRUPPO FINANZIARI-PFD	289,700.00	215,831.95
UNIPRES CORP	8,200.00	72,072.62
UNI-PRESIDENT ENTERPRISES CO	2,582,586.00	2,634,914.36
UNI-SELECT INC	525,700.00	13,279,182.00
UNISOURCE ENERGY CORP CO	28,000.00	994,701.06
UNIT 4 AGRESSO NV	10,565.00	150,010.20
UNITED BUSINESS MEDIA LTD	94,327.00	724,228.07
UNITED FIRE & CASUALTY CO	55,630.00	1,539,504.17
UNITED INTERNET AG-REG SHARE	47,543.00	499,539.24
UNITED MICROELECTRONICS CORP	1,378,000.00	567,480.86
UNITED MICROELECTRON-SP ADR	307,753.00	981,210.74
UNITED NATURAL FOODS INC	3,265.00	78,053.07
UNITED OVERSEAS BANK LTD	2,174,260.00	17,490,790.38
UNITED PARCEL SERVICE-CL B	869,191.00	53,913,348.40
UNITED STATES STEEL CORP	104,847.00	2,791,868.64
UNITED TECHNOLOGIES CORP	730,855.00	39,585,588.78
UNITED UTILITIES GROUP PLC	585,021.00	5,100,968.09
UNITEDHEALTH GROUP INC	1,225,354.00	32,319,919.95
UNIVERSAL ELECTRONICS INC	56,520.00	1,289,199.72
UNIVERSAL ENERGY GROUP LTD	118,100.00	596,405.00
UNIVERSAL HEALTH SERVICES-B	76,338.00	3,688,352.00
UNIVERSAL STAINLESS & ALLOY	54,500.00	664,144.30
UNUM GROUP	376,738.00	5,934,565.34
UNY CO LTD	59,000.00	577,192.39
UOL GROUP LIMITED	45,133.00	69,850.18
UPM-KYMMENE OYJ	210,879.00	1,532,339.40
URANIUM ONE INC	4,379,400.00	11,167,470.00
URANIUM PARTICIPATION CORP	285,487.00	1,741,470.70
URBI DESARROLLOS URBANOS SAB	248,540.00	275,827.52
UR-ENERGY INC	271,900.00	176,735.00

Issuer (Common Shares except as noted)	Shares	Market Value (CAD\$)
US BANCORP	1,697,521.00	31,253,945.24
USA TECHNOLOGIES INC	172,500.00	395,639.79
U-SHIN LTD	42,400.00	139,885.59
USHIO INC	27,800.00	490,104.01
USJ CO LTD	2,485.00	1,555,812.60
USS CO LTD	7,440.00	407,519.84
UTI WORLDWIDE INC	22,460.00	338,233.90
UTS ENERGY CORP	3,805,500.00	6,469,350.00
VAIL RESORTS INC	41,200.00	1,060,730.50
VALE SA-PREF A	232,279.00	3,395,577.71
VALEO SA	147,599.00	2,713,350.13
VALERO ENERGY CORP	475,770.00	10,732,219.84
VALIANT HOLDING AG-REG	4,117.00	913,372.86
VALLOUREC	58,910.00	6,869,720.03
VALORA HOLDING AG-REG	1,226.00	196,703.16
VALSPAR CORP	7,563.00	190,331.93
VALUE LINE INC	29,300.00	1,009,498.33
VAN DER MOOLEN HOLDING	55,962.00	127,976.15
VARIAN MEDICAL SYSTEMS INC	89,139.00	3,419,415.54
VARIAN SEMICONDUCTOR EQUIP	13,220.00	360,852.22
VCA ANTECH INC	173,256.00	4,923,504.11
VECIMA NETWORKS INC	22,400.00	105,056.00
VEDANTA RESOURCES PLC	71,436.00	870,216.18
VENTAS INC	104,350.00	2,973,257.28
VENTURE CORP LTD	1,023,000.00	4,267,149.55
VEOLIA ENVIRONNEMENT	306,849.00	8,057,672.86
VERISIGN INC	214,021.00	5,089,413.82
VERIZON COMMUNICATIONS INC	2,758,951.00	105,000,267.52
VERTEX PHARMACEUTICALS INC	29,600.00	1,071,684.16
VESTAS WIND SYSTEMS A/S	79,388.00	4,379,970.05
VESTEL ELEKTRONIK SANAYI	29,364.41	17,886.68
VF CORP	77,274.00	5,561,411.48
VIACOM INC-CLASS B	661,327.00	14,484,566.48
VIASAT INC	41,650.00	1,092,786.21
VIENNA INSURANCE GROUP	28,837.00	1,041,931.03
VINCI SA	247,421.00	11,553,895.40
VISA INC-CLASS A SHARES	203,152.00	14,234,275.56
VITERRA INC	3,317,644.00	29,128,914.32
VIVENDI	1,302,325.00	43,346,105.61
VIVO PARTICIPACOES SA-ADR	34,200.00	562,439.86
VIVO PARTICIPACOES SA-PREF	98,390.00	1,642,638.95
VODAFONE GROUP PLC	45,314,906.00	100,310,699.05
VODAFONE GROUP PLC-SP ADR	76,069.00	1,669,918.72
VOESTALPINE AG	172,193.00	2,833,244.80
VOLKSWAGEN AG	40,445.00	15,626,900.60
VOLKSWAGEN AG-PFD	85,828.00	6,213,699.93
VOLVO AB-A SHS	176,000.00	1,173,155.29
VOLVO AB-B SHS	963,245.00	6,405,999.86
VOPAK	17,171.00	864,225.54
VORNADO REALTY TRUST	114,050.00	4,777,445.92

Issuer (Common Shares except as noted)	Shares	Market Value (CAD\$)
VTECH HOLDINGS LTD	388,000.00	1,889,660.13
VULCAN MATERIALS CO	83,975.00	4,687,002.32
W&T OFFSHORE INC	105,500.00	817,649.27
WABTEC CORP	14,800.00	492,012.32
WACKER CHEMIE AG	5,401.00	564,150.51
WADDELL & REED FINANCIAL-A	44,500.00	1,013,345.72
WAINWRIGHT BANK TRUST CO	319.00	2,526.59
WAJAX INCOME FUND	17,400.00	224,982.00
WALGREEN CO	777,771.00	25,444,616.49
WAL-MART STORES INC	1,835,634.00	120,521,156.87
WALT DISNEY CO/THE	1,917,050.00	43,872,134.01
WANT WANT CHINA HOLDINGS LTD	4,390,726.00	2,566,076.25
WARNER CHILCOTT LTD	10,143.00	134,468.83
WARTSILA OYJ	38,634.00	1,025,477.06
WASHINGTON POST -CL B	10,460.00	4,707,182.21
WASTE CONNECTIONS INC	28,100.00	910,078.63
WASTE MANAGEMENT INC	443,705.00	14,314,420.25
WATERS CORP	75,142.00	3,498,941.39
WATSON PHARMACEUTICALS INC	77,658.00	3,044,568.07
WATSON WYATT WORLDWIDE INC-A	9,600.00	597,274.31
WAUSAU PAPER CORP	3,642.00	24,141.55
WCS EUROPE DIVIDEND EQ 1	37,400.00	117,181.66
WEG SA	72,000.00	459,573.82
WELLPOINT INC	397,669.00	19,028,379.73
WELLS FARGO & CO	4,226,548.00	75,846,452.03
WELLSTREAM HOLDINGS PLC	79,252.00	617,417.10
WENDEL	10,137.00	336,972.84
WENDY'S/ARBY'S GROUP INC-A	100,019.00	634,001.04
WERELDHAVE NV	10,285.00	904,812.85
WERNER ENTERPRISES INC	23,800.00	453,490.53
WESCO FINANCIAL CORP	89.00	30,955.55
WESFARMERS LIMITED	283,691.00	4,674,650.48
WESFARMERS LTD-PPS	38,920.00	646,425.77
WEST FRASER TIMBER CO LTD	1,017,212.00	22,724,516.08
WEST JAPAN RAILWAY CO	991.00	3,938,543.23
WESTERN DIGITAL CORP	391,100.00	9,531,994.01
WESTERN GOLDFIELDS INC	103,500.00	246,330.00
WESTERN UNION CO	1,697,602.00	26,891,227.77
WESTFIELD GROUP	570,572.00	4,987,727.14
WESTJET AIRLINES LTD	1,807,663.00	21,294,270.14
WESTON (GEORGE) LTD	648,116.00	37,914,786.00
WESTPAC BANKING CORP	1,806,042.00	30,138,803.42
WEYERHAEUSER CO	171,948.00	5,974,112.13
WGL HOLDINGS INC	3,787.00	156,533.98
WH SMITH PLC	821,642.00	5,271,232.99
WHARF HOLDINGS LTD	457,550.00	1,429,138.59
WHEELLOCK & CO LTD	397,000.00	840,424.72
WHIRLPOOL CORP	64,530.00	2,406,279.69
WHITBREAD PLC	754,503.00	10,721,902.68
WHOLE FOODS MARKET INC	126,324.00	2,674,450.88



Issuer (Common Shares except as noted)	Shares	Market Value (CAD\$)
WIENERBERGER AG	33,067.00	327,553.21
WI-LAN INC	77,200.00	112,712.00
WILLIAM DEMANT HOLDING	8,950.00	452,637.73
WILLIAMS COS INC	541,437.00	7,764,789.17
WILMAR INTERNATIONAL LTD	896,000.00	2,350,709.52
WINDSTREAM CORP	535,392.00	5,438,090.05
WING HANG BANK LIMITED	482,000.00	2,906,943.40
WINN-DIXIE STORES INC	137,900.00	1,661,351.90
WINPAK LTD	743,900.00	4,999,008.00
WINSTAR RESOURCES LTD	172,600.00	245,092.00
WIRELESS MATRIX CORPORATION	533,600.00	282,808.00
WISCONSIN ENERGY CORP	84,425.00	4,380,174.49
WISTRON CORP	877,000.00	1,189,230.37
WM MORRISON SUPERMARKETS	2,523,371.00	11,626,705.84
WMS INDUSTRIES INC	94,300.00	2,484,878.74
WOLSELEY PLC	697,974.00	2,904,461.52
WOLTERS KLUWER	287,373.00	5,861,300.71
WOOD GROUP (JOHN) PLC	180,510.00	729,992.49
WOODSIDE PETROLEUM LTD	202,170.00	6,733,392.31
WOOLWORTHS GROUP PLC	1,079,818.00	23,757.19
WOOLWORTHS LIMITED	621,874.00	13,595,911.32
WOORI INVESTMENT & SECURITIE	347,260.00	5,337,934.11
WORLD ACCEPTANCE CORP	49,800.00	1,073,161.12
WORLEYPARSONS LTD	435,590.00	6,853,976.92
WORTHINGTON INDUSTRIES	4,379.00	48,065.40
WPP PLC	1,306,955.00	9,256,813.22
WRIGHT EXPRESS CORP	42,900.00	985,020.21
WSFS FINANCIAL CORP	9,840.00	277,272.23
WSP HOLDINGS LTD-ADR	180,800.00	833,909.63
WW GRAINGER INC	51,649.00	4,567,880.74
WYETH	1,217,619.00	66,042,446.68
WYNDHAM WORLDWIDE CORP	144,711.00	765,932.17
WYNN RESORTS LTD	43,118.00	1,085,115.95
XCEL ENERGY INC	335,629.00	7,879,738.57
XEROX CORP	1,094,057.00	6,273,224.37
XILINX INC	191,664.00	4,627,810.08
XL CAPITAL LTD -CLASS A	348,519.00	2,398,051.90
XSTRATA PLC	2,091,864.00	17,607,692.51
XTO ENERGY INC	490,471.00	18,925,963.39
YAHOO! INC	920,929.00	14,866,706.04
YAHOO! JAPAN CORP	14,230.00	4,689,307.33
YAKULT HONSHA CO LTD	23,500.00	525,055.03
YAMADA DENKI CO LTD	150,760.00	7,412,774.72
YAMAGUCHI FINANCIAL GROUP IN	86,000.00	1,015,513.15
YAMAHA CORP	49,428.00	602,548.96
YAMAHA MOTOR CO LTD	44,000.00	490,419.91
YAMANA GOLD INC	6,413,446.00	75,486,259.42
YAMATAKE CORP	55,500.00	1,194,070.59
YAMATO HOLDINGS CO LTD	101,000.00	1,192,637.54
YAMATO KOGYO CO LTD	85,400.00	2,284,465.13

Issuer (Common Shares except as noted)	Shares	Market Value (CAD\$)
YAMAZAKI BAKING CO LTD	134,000.00	1,802,503.37
YAPI VE KREDI BANKASI	583,076.04	749,798.92
YARA INTERNATIONAL ASA	118,176.00	3,242,486.27
YASKAWA ELECTRIC CORP	44,000.00	238,203.96
YELL GROUP PLC	147,401.00	33,227.30
YELLOW PAGES INCOME FUND	278,540.00	1,676,810.80
YOKOGAWA ELECTRIC CORP	44,500.00	223,338.50
YOSHIMOTO KOGYO CO LTD	18,100.00	207,966.07
YRC WORLDWIDE INC	75,200.00	425,504.01
YUANTA FINANCIAL HOLDING CO	3,582,000.00	2,059,853.33
YUE YUEN INDUSTRIAL HLDG	227,000.00	650,799.60
YUHAN CORPORATION	3,315.00	557,810.91
YUM! BRANDS INC	286,429.00	9,919,121.05
YUSEN AIR & SEA SERVICE CO	235,000.00	2,855,772.49
ZARDOYA OTIS SA	69,309.00	1,594,248.25
ZARGON ENERGY TRUST	392,500.00	6,232,900.00
ZEE ENTERTAINMENT ENTERPRISE	686,352.00	1,808,425.41
ZHEJIANG EXPRESSWAY CO-H	668,000.00	612,710.93
ZHUZHOU CSR TIMES ELECTRIC-H	620,109.00	793,277.20
ZIJIN MINING GROUP CO LTD-H	941,631.00	843,821.42
ZIMMER HOLDINGS INC	155,350.00	7,145,680.56
ZIONS BANCORPORATION	89,207.00	1,105,075.44
ZODIAC AEROSPACE	19,165.00	611,149.03
ZOLTEK COMPANIES INC	2,033.00	17,447.13
ZON MULTIMEDIA SERVICOS DE T	67,050.00	449,133.59
ZTE CORP-H	274,258.00	1,404,718.78
ZURICH FINANCIAL SERVICES AG	201,643.00	40,183,681.45
ZYGO CORP	73,210.00	423,469.92



bc imc

BRITISH COLUMBIA
INVESTMENT
MANAGEMENT
CORPORATION

FIXED INCOME INVESTMENTS AS AT MARCH 31, 2009 (UNAUDITED)

<u>Issuer</u>	<u>Rate Range</u>	<u>Maturity Range</u>	<u>Market Value (CAD\$)</u>
33 BLOOR LTD	7.440	01-Sep-09	23,832,696.95
407 INTERNATIONAL	5.000 / 6.470	31-Jan-11 - 03-Dec-35	67,075,428.63
AEROPORTS DE MONTREAL	5.170 / 6.950	16-Apr-32 - 16-Oct-37	18,165,762.83
AGT LIMITED	8.800	22-Sep-25	8,574,949.96
ALBERTA CAPITAL FINANCE AUTHORITY	4.650 / 5.000	02-Dec-13 - 15-Jun-17	10,903,449.15
ALBERTA MUNICIPAL FINANCE CORP	5.850	01-Jun-12	555,928.00
ALGONQUIN CREDIT CARD TRUST	4.562	15-Jun-12	38,898,040.00
ALLIANCE PIPELINE	6.765 / 7.217	31-Dec-25	36,002,441.16
ALTALINK INVESTMENTS LP	5.019 / 5.430	21-Nov-12 - 22-Sep-36	48,520,722.00
AMERICAN EQTY INVT L	5.250	06-Dec-24	976,655.00
BANK OF AMERICA CORP	5.150 / 5.450	17-Sep-14 - 30-May-17	127,798,013.00
BANK OF MONTREAL	4.780 / 6.020	30-Apr-14 - 21-Apr-21	234,124,201.16
BANK OF MONTREAL (FLTG)	0.000	22-Apr-20 - 28-Mar-23	179,464,527.13
BANK OF NOVA SCOTIA	3.318 / 8.900	18-Aug-09 - 20-Jun-25	33,175,830.81
BANK OF NOVA SCOTIA (FLTG)	0.000	17-Jun-09 - 03-Oct-18	352,389,801.97
BANK OF NOVA SCOTIA (MONEY MARKET)	0.432 / 0.449	28-Apr-09 - 05-May-09	284,893.88
BC FERRY SERVICES	5.021 / 5.740	27-May-14 - 11-Jan-38	11,992,748.50
BC GAS UTILITY	11.800	00-Jan-00	693,134.21
BC MUNICIPAL FINANCING Authority	4.600 / 11.330	10-Apr-09 - 02-Apr-26	410,824,875.21
BCE INC	7.350	30-Oct-09	54,544,418.76
BCIMC REALTY CORP	4.650 / 5.650	22-Dec-09 - 05-Jan-18	77,901,839.79
BELL CANADA	5.500	12-Aug-10	1,543,270.50
BMO CAP TRUST (FLTG)	0.000	26-Sep-22	1,424,946.38
BRASCAN CORP	5.950	14-Jun-35	2,121,376.90
BRITISH COLUMBIA (PROVINCE OF)	4.300 / 10.600	10-May-09 - 18-Jun-40	1,109,566,256.48
BRITISH COLUMBIA (PROVINCE OF) (MONEY MARKET)	0.250 / 0.320	15-Apr-09 - 07-May-09	70,058,103.90
BRITISH COLUMBIA (PROVINCE OF) (STRIP)	0.000	10-Apr-09 - 18-Jun-40	4,479,451,529.50
BROADWAY CREDIT CARD TRUST	4.804 / 5.449	17-Jun-13 - 17-Mar-14	28,435,707.60
BROOKFIELD ASSET MANAGEMENT	5.290	25-Apr-17	28,021,580.61
BROOKFIELD PRPTYS	6.840	08-Apr-13	16,771,754.77
BROOKFIELD REN PWR	4.650	16-Dec-09	14,501,870.50
BUSINESS DEVELOPMENT BANK	4.350	19-Jun-09 - 28-Feb-22	25,765,537.00
CANADA HOUSING TRUST	2.200 / 4.800	15-Sep-09 - 15-Dec-18	767,966,301.86
CANADA LIFE ASSURANCE CO	6.400	11-Dec-28	1,470,042.70
CANADA MORTGAGE ACCEPTANCE (CMBS)	3.798	15-Jun-10	967,121.58
CANADA MORTGAGE AND HOUSING CORP	4.350 / 5.500	01-Jun-12 - 01-Feb-17	18,025,959.30
CANADIAN CREDIT CARD TRUST	4.513 / 5.365	24-Apr-12 - 25-Mar-13	61,318,429.80
CANADIAN GOVERNMENT	2.750 / 11.000	01-Jun-09 - 01-Jun-41	2,687,648,183.06
CANADIAN GOVERNMENT (MONEY MARKET)	0.300 / 1.450	01-Apr-09 - 20-Aug-09	6,174,538,607.05
CANADIAN GOVERNMENT (REAL RETURN)	2.000 / 4.250	01-Dec-21 - 01-Dec-41	3,281,320,687.25
CANADIAN GOVERNMENT (STRIP)	0.000	01-Jun-09 - 01-Dec-20	297,858,170.05
CANADIAN IMPERIAL BANK OF COMMERCE (FLTG)	0.000	09-Sep-15	11,467,213.50
CAPITAL DESJARDINS INC	5.756	01-Apr-19	70,976,220.00
CHARMING SHOPPES INC	1.125	01-May-14	827,833.26
CHIP MORTGAGE TRUST	4.637	01-Feb-13	7,114,232.13
CITIGROUP FINANCIAL CANADA	4.370 / 4.750	03-Feb-11 - 17-Mar-14	73,058,963.00
CITIGROUP FINANCIAL CANADA (FLTG)	0.000	16-May-13	22,695,875.00


Issuer	Rate Range	Maturity Range	Market Value (CAD\$)
CMHC MBS	2.900 / 5.500	01-Apr-09 - 01-Jun-28	1,930,790,632.56
COMMONWEALTH BANK OF AUSTRALIA (FLTG)	0.000	26-Oct-17	78,414,455.00
CONSUMERS GAS	6.650	03-Nov-27	2,821,072.80
CREDIT UNION CENTRAL OF BC (FLTG)	0.000	21-Dec-16	33,208,922.50
CU INC	5.032 / 6.500	06-Mar-24 - 07-Mar-39	26,365,533.28
EDMONTON (CITY OF)	11.500	13-Dec-10	697,822.20
EDMONTON REGIONAL AIRPORTS AUTHORITY	7.214	01-Nov-30	9,019,731.74
ENBRIDGE GAS DISTRIBUTION INC	5.210 / 6.900	15-Nov-32 - 25-Feb-36	3,223,734.50
ENBRIDGE PIPELINES	6.620	19-Nov-18	16,465,605.00
ENCANA CORPORATION	5.800	18-Jan-18	38,997,797.00
EPCOR UTILITIES	5.650 / 6.800	31-Jan-18 - 16-Nov-35	61,176,488.75
EUOFIMA	4.550 / 5.150	13-Dec-19 - 30-Mar-27	115,871,660.00
EXPORT DEVELOPMENT CORP (MONEY MARKET)	0.250	09-Apr-09	12,601,608.91
FINANCEMENT QUEBEC	4.250 / 5.250	01-Dec-09 - 01-Dec-15	29,104,365.84
FINNING INTL	6.020	01-Jun-18	38,758,272.00
FINNING INTL (MONEY MARKET)	0.720	01-Apr-09	12,602,000.00
FIRST BANK (MONEY MARKET)	0.435	07-Apr-09	844,931.03
FORTIS ALBERTA INC	5.330 / 6.220	31-Oct-14 - 15-Apr-38	9,205,151.66
FORTISBC INC	5.480 / 5.600	28-Nov-14 - 09-Nov-35	25,735,447.99
GAZ METROPOLITAIN	5.400 / 7.050	15-Apr-13 - 31-Oct-33	8,654,853.10
GE CAPITAL CANADA FUNDING	4.375 / 6.250	02-May-11 - 22-Oct-37	436,370,773.23
GENESIS TRUST	4.245	15-Sep-11	1,529,638.50
GLACIER CREDIT CD TR	5.027	20-Feb-13	141,852,091.90
GLOUCESTER CREDIT CARD TRUST	5.335 / 5.376	15-May-13 - 15-May-14	90,231,872.04
GOLDEN CREDIT CARD	5.421	15-Apr-13	28,575,394.51
GREAT WEST LIFE CO	6.140 / 6.740	10-Aug-15 - 21-Mar-33	54,615,860.20
GREATER TORONTO AIRPORT AUTHORITY	4.700 / 7.100	13-Dec-12 - 02-Feb-34	139,968,422.59
HONDA CANADA FINANCE	5.076 / 5.613	09-May-13 - 12-Sep-13	67,161,450.00
HSBC BANK CANADA (MONEY MARKET)	3.500	06-Jul-09	74,887,861.07
HSBC BANK OF CANADA	4.530	19-May-09	4,714,100.00
HSBC BANK OF CANADA (FLTG)	0.000	10-Apr-22	114,832,067.98
HUMAN GENOME SCIENCE	2.250	15-Oct-11	1,134,652.57
HUTCHINSON TECH INC	2.250	15-Mar-10	4,347.69
HYDRO ONE INC	4.640 / 6.930	15-Nov-12 - 13-Mar-37	40,953,063.05
HYDRO OTTAWA HOLDING	4.930	09-Feb-15	20,182,032.00
HYDRO QUEBEC	6.000 / 11.000	15-Feb-11 - 15-Feb-40	593,681,916.96
HYDRO QUEBEC (STRIP)	0.000	15-Aug-09 - 15-Feb-45	78,711,941.53
INCYTE CORP	3.500	15-Feb-11	737,018.52
ING BANK OF CANADA (FLTG)	0.000	05-Dec-16	77,620,147.22
INTER AMERICAN DEVELOPMENT BANK	0.500 / 4.400	22-Apr-15 - 26-Jan-26	327,131,932.59
INVESTORS GROUP	6.580 / 6.750	09-May-11 - 07-Mar-18	18,885,386.63
JOHN DEERE CREDIT	5.450	16-Sep-15	49,004,300.00
JOHN HANCOCK CANADIAN CORP	6.646 / 6.672	31-May-11 - 30-Nov-11	16,930,961.47
KREDITANSTALT FUR WI	5.050	04-Feb-25	28,100,515.50
LEISUREWORLD SENIOR CARE	4.814	24-Nov-15	4,761,355.00
LOBLAW COS LTD	5.400 / 6.000	20-Nov-13 - 03-Mar-14	14,001,999.20
MANITOBA (PROVINCE OF)	4.550 / 8.500	03-Dec-12 - 05-Mar-38	131,516,300.46
MANITOBA (PROVINCE OF) (FLTG)	1.738 / 2.000	01-Dec-13 - 01-Dec-36	49,520,975.68



bc imc

BRITISH COLUMBIA
INVESTMENT
MANAGEMENT
CORPORATION

Issuer	Rate Range	Maturity Range	Market Value (CAD\$)
MANITOBA (PROVINCE OF) (STRIP)	0.000	30-Jul-09 - 05-Sep-27	109,204,038.62
MANSFIELD TRUST A2	6.571	15-Nov-25	5,568,500.19
MANUFACTURES LIFE INSURANCE (FLTG)	0.000	16-Feb-16	18,177,112.98
MANULIFE BANK	3.967	01-Apr-13	14,054,518.02
MANULIFE FINANCIAL CORP	5.161 / 5.505	26-Jun-15 - 26-Jun-18	193,852,200.00
MANULIFE FINANCIAL CORP (FLTG)	0.000	15-Dec-41	1,931,974.81
MASTER CREDIT CRD TR	4.444 / 5.237	21-Nov-11 - 21-May-13	80,625,080.20
MERRILL LYNCH CMBS	4.071 / 4.878	12-Mar-14 - 12-Mar-39	75,216,060.37
MERRILL LYNCH FINANCE CANADA	4.501 / 6.790	15-Apr-11 - 12-Mar-15	52,913,900.32
MOLSON COORS CAP FIN	5.000	22-Sep-15	9,663,050.00
MONTREAL (CITY OF)	5.000	01-Dec-18	1,983,126.00
MUNIC FIN AUTH (MONEY MARKET)	0.750	08-May-09	9,995,136.61
MUTUAL LIFE ASSURANCE	6.300	15-May-28	1,290,109.50
NATIONAL BANK CANADA	5.550	15-Nov-18	15,153,990.00
NATIONAL BANK CANADA (FLTG)	0.000	02-Nov-16 - 02-Nov-20	67,021,280.63
NAV CANADA	7.400 / 7.560	01-Mar-27 - 01-Jun-27	20,402,633.41
NCI BUILDING SYS INC	2.125	15-Nov-24	700,217.53
NETWORK RAIL INFRASTRUCTURE	4.400	06-Mar-16	94,070,712.16
NEW BRUNSWICK (PROVINCE OF)	4.550 / 10.250	22-Jun-09 - 26-Sep-39	90,808,971.09
NEW FOUNDLAND (PROVINCE OF) (STRIP)	0.000	03-Nov-09 - 17-Oct-27	26,619,640.03
NEW YORK LIFE GLOBAL FUNDING	4.700	20-Apr-11	35,280,630.00
NEWFOUNDLAND (PROVINCE OF)	4.650 / 10.950	25-Feb-10 - 17-Oct-40	214,976,818.99
NEWFOUNDLAND LT & PW	6.800 / 7.520	20-Nov-28 - 01-Nov-32	12,980,015.69
NFLD & LABRADOR HYDRO	8.400	27-Feb-26	408,332.40
NFLD & LABRADOR HYDRO (MONEY MARKET)	0.500	20-Apr-09 - 30-Apr-09	60,832,983.50
NFLD & LABRADOR HYDRO (STRIP)	0.000	27-Feb-10 - 27-Feb-30	16,252,660.47
NOVA GAS TRANSMISSION LTD	8.460 / 12.200	28-Feb-16 - 05-Jun-26	24,719,411.00
NOVA SCOTIA (PROVINCE OF)	4.500 / 6.600	01-Sep-10 - 01-Jun-37	110,689,351.99
NOVA SCOTIA (PROVINCE OF) (STRIP)	0.000	01-Jun-11 - 01-Jun-27	32,825,121.22
NOVA SCOTIA POWER	5.670 / 8.850	01-Oct-13 - 14-Nov-35	71,906,173.24
NOVA SCOTIA POWER (STRIP)	0.000	27-Apr-14	304,711.48
O & Y FPT INC	8.060	01-Dec-09	86,313,622.78
ONTARIO (PROVINCE OF)	4.000 / 8.500	06-Apr-09 - 02-Jun-39	389,875,766.43
ONTARIO (PROVINCE OF) (REAL RETURN)	1.900 / 4.500	07-Apr-09 - 01-Dec-36	432,064,521.07
ONTARIO (PROVINCE OF) (STRIP)	0.000	02-Jun-09 - 02-Dec-43	1,193,632,245.83
ONTARIO HYDRO	8.250 / 8.900	18-Aug-22 - 22-Jun-26	74,249,191.68
ONTARIO HYDRO (STRIP)	0.000	06-Aug-09 - 22-Jun-26	217,303,889.49
ONTARIO SCHOOL FINANCING CORP	6.300	22-Sep-10	758,425.55
OTTAWA MCDONALD-CARTIER AIRPORT	4.733 / 6.973	02-May-17 - 25-May-32	22,280,400.63
POWER FINANCIAL CORP	6.900	11-Mar-33	17,140,339.20
PRINCE EDWARD ISLAND (PROVINCE OF)	4.650 / 8.500	27-Oct-15 - 19-Nov-37	16,146,041.52
PRINCE EDWARD ISLAND (PROVINCE OF) (STRIP)	0.000	29-Jul-09 - 29-Jul-26	5,753,599.14
QUEBEC (PROVINCE OF)	4.500 / 9.375	01-Jun-09 - 01-Dec-38	362,389,103.41
QUEBEC (PROVINCE OF) (MONEY MARKET)	0.300 / 0.310	08-Apr-09 - 27-Apr-09	36,544,107.39
QUEBEC (PROVINCE OF) (STRIP)	0.000	01-Apr-09 - 21-Mar-44	262,031,394.27
QUEBEC PROV C P UPD	0.304	28-Apr-09	12,600,178.41
RBC SUB NOTES TRUST (FLTG)	0.000	30-Apr-17	56,925,563.20
REAL ESTATE ASSET CMBS	4.782 / 5.047	12-Apr-15 - 12-Apr-23	26,260,667.00
ROYAL BANK CANADA (MONEY MARKET)	0.125 / 0.456	01-Apr-09 - 04-May-09	75,783,646.07



bc imc
 BRITISH COLUMBIA
 INVESTMENT
 MANAGEMENT
 CORPORATION

Issuer	Rate Range	Maturity Range	Market Value (CAD\$)
ROYAL BANK OF CANADA	4.530 / 4.710	07-May-12 - 22-Dec-14	7,081,031.04
ROYAL BANK OF CANADA (FLTG)	0.000	12-Apr-16 - 04-Nov-18	187,170,812.66
SASKATCHEWAN (PROVINCE OF)	4.650 / 5.800	05-Sep-17 - 01-Jun-40	102,402,800.53
SASKATCHEWAN (PROVINCE OF) (STRIP)	0.000	18-Jan-10 - 05-Sep-22	52,650,953.05
SCHOONER TRUST CMBS	4.556 / 5.340	12-Nov-13 - 12-May-17	62,801,359.29
SIMCOE CTY DIS SCHOOL	6.800	19-Jun-26	846,623.78
SOC D'HABITATION PQ	8.950	13-May-13	27,540,926.63
SOLAR TRUST	5.330	12-Jan-13	4,885,605.00
SUN LIFE FINANCIAL INC (FLTG)	0.000	26-Jun-18 - 01-Jun-36	155,216,595.00
TERASEN GAS INC	5.800 / 6.000	02-Oct-37 - 13-May-38	36,616,948.00
TERASEN GAS VANCOUVER	6.050	15-Feb-38	25,099,497.00
TERASEN PIPE CORRIDOR INC	5.033	02-Feb-15	14,423,346.05
THOMSON REUTERS	5.700 / 6.000	15-Jul-15 - 31-Mar-16	178,043,368.00
TORONTO (CITY OF)	4.950 / 5.600	27-Jun-18 - 18-Dec-18	50,242,215.37
TORONTO HYDRO	5.150	14-Nov-17	15,384,870.00
TORONTO-DOMINION BANK	9.150	26-May-25	1,175,419.84
TORONTO-DOMINION BANK (FLTG)	0.000	18-Jan-16 - 09-Jul-23	233,310,068.13
TOYOTA (MONEY MARKET)	1.750 / 2.000	09-Apr-09 - 14-Jul-09	83,879,374.45
TRANS NORTHERN PPLNS	4.742	31-Mar-15	8,139,828.14
TRANSCANADA PIPELINE	5.650 / 10.625	20-Oct-09 - 05-Feb-26	23,519,603.04
U S A (MONEY MARKET)	0.270	18-Jun-09	15,116,701.00
UNION GAS LTD	4.640 / 11.500	28-Aug-15 - 02-Sep-38	67,757,608.08
UNIVERSITY OF ONTARIO INSTITUTE OF TECHNOLOGY	6.351	15-Oct-34	9,331,319.79
VAN CITY CREDIT UNION (MONEY MARKET)	1.300	01-Apr-09	49,424,563.59
WELLS FARGO FINANCIAL CANADA	4.330 / 5.100	13-Sep-11 - 30-Jun-15	79,475,776.58
WESTCOAST ENERGY	5.600 / 9.900	04-Sep-18 - 20-Mar-31	102,895,429.95
WESTON GEORGE LTD	6.450	24-Oct-11	10,436,860.00
WINNIPEG (CITY OF)	5.200	17-Jul-36	28,849,890.00
WINNIPEG AIRPORT	5.205	28-Sep-40	4,103,840.00
YPG HOLDINGS INC	5.710	21-Apr-14	6,749,460.00



PRIVATE PLACEMENT INVESTMENTS AS AT MARCH 31, 2009 (UNAUDITED)

Market Value: CAD \$5,206,997,287.76


Fund Holdings
Adams Street Partners 2008 Non-US Fund
Adams Street Partners 2008 US Fund
Adams Street Partnership Fund - 2006 Direct Fund LP
Adams Street Partnership Fund – 2006 U.S. Fund, L.P.
Advent Central and Eastern Europe Fund IV, LP
Advent Global Private Equity II LP
Advent Global Private Equity III LP
Advent Global Private Equity IV LP
Advent Global Private Equity VI
Advent Healthcare and Life Sciences III LP
Advent International GPE V-A LP
Advent Japan Private Equity Fund
Advent Latin America Private Equity Fund IV
Advent Latin American Private Equity Fund II LP
Advent Latin American Private Equity Fund III LP
Advent Latin American Private Equity Fund LP
Advent Latin American Private Equity Fund Parallel LP
Affinity Asia Pacific Fund II, LP
Affinity Asia Pacific Fund III, LP
AIG Global Emerging Markets Fund, LLC
AIG Highstar Capital Fund III
AIG Highstar Capital II Prism Fund
Apollo Advisors VII, L.P.
Apollo Overseas Partners (Delaware 892) VI L.P.
ArcLight Energy Partners Fund II, LP
ArcLight Energy Partners Fund III, LP
ArcLight Energy Partners Fund IV, L.P.
Asia Pacific Growth Fund III, LP
AsiaVest Opportunities Fund IV
Banyan Capital Partners II, LP
Banyan Capital Partners LP
BC European Capital VII - 1 LP
BC European Capital VIII
BCMC Capital LP
Blackstone Capital Partners V
Bridgepoint Europe IV LP
Brinson Partnership Fund
CAI Capital Partners & Co. II, LP
CAI Capital Partners & Co. III, LP
CAI Capital Partners & Co. IV LP
Callisto Capital III
Callisto Capital LP
Canaan Equity II LP (QP)
Canaan VIII L.P.
Candover 1997 UK No. 1 LP
Carlyle/Riverstone ECI
Carlyle/Riverstone NON-ECI
Cascadia Pacific II LLC
CCMP Asia Opportunity Fund II (Unitas)
Celtic House Venture Partners III
Cinven Fund No. 1 LP
CVC Capital Partners Asia Pacific II



bc imc

BRITISH COLUMBIA
INVESTMENT
MANAGEMENT
CORPORATION

Fund Holdings
CVC Capital Partners Asia Pacific III
CVC European Equity Partners IV
CVC European Equity Partners V L.P.
Energy Capital Partners Fund I ECI
Energy Capital Partners Fund I Non-ECI
First Reserve Fund XI ECI
First Reserve Fund XI NON-ECI
Fourth Cinven Fund
Francisco Partners II, L.P.
Glenmount International, LP
Green Equity Investors Side V, L.P.
Greenstone Venture Partners LP
HarbourVest Partners V - Direct Fund LP
HarbourVest Partners V - Partnership Fund LP
HarbourVest Partners VII Buyout Fund LP
HarbourVest VI - Buyout Fund LP
HarbourVest VI - Buyout Fund LP
HarbourVest VI - Direct Fund LP
HarbourVest VI - Direct Fund LP
HarbourVest VI - Partnership Fund LP
HarbourVest VI - Partnership Fund LP
HarbourVest VII Venture Fund LP
HarbourVest VIII Cayman Venture Fund
Hellman & Friedman Capital Partners VII
Hellman & Friedman VI
HIPEP 4 - Direct Fund LP
HIPEP 4 - Partnership Fund LP
HIPEP 5
HIPEP II - Partnership Fund LP
HIPEP III - Direct Fund LP
HIPEP III - Partnership Fund LP
HIPEP VI Cayman Asia Pacific Fund LP
HIPEP VI European Small-Medium Buyout Fund
HSBC Capital Canada Fund (II) LP
HSBC Capital Canada Private Equity Fund 2005
IK Investment Partners 1997 LP 1
IK Investment Partners 2000 LP IV
IK Investment Partners 2004 LP
IK Investment Partners 2007
Kern Energy Partners Fund II, L.P.
Kern Energy Partners I, LP
Macquarie Essential Assets Partnership, LP
Macquarie European Infrastructure Fund
Macquarie European Infrastructure Fund II
Macquarie Infrastructure Partners Fund
Matlin Patterson Fund II Preferred Equity
Matlin Patterson Global Opportunities Partners III
MatlinPatterson Global Opportunities Partners II, LP
McLean Watson Softech LP 1
McLean Watson Ventures II LP
McLean Watson Ventures II LP
MDS Life Sciences Technology Fund LP
Mezzanine Management Fund III A
MG Stratum Fund II, LP
MG Stratum Fund III, LP
MWI & Partners Merchant Banking Fund LP 1



Fund Holdings

Newbridge Asia III, LP
Newbridge Asia IV, LP
Norvest Mezzanine Fund LP
Oaktree European Principal Opportunities II
Oaktree Principal Opportunities Fund IV
Pacific Venture Fund LP (GrowthWorks)
Pacven Walden Ventures V, LP
PAI Europe V
PAMA Private Equity LP II
Pangaea One, LP
Pantheon Asia Fund II Limited
Pantheon USA Fund III Limited
Pantheon USA Fund IV Ltd.
Penfund Capital Fund III LP
Penfund Mezzanine LP II
Polaris Venture Partners III, LP
Polaris Venture Partners V
Prime Enterprises II, LP
RFG Private Equity LP No. 1B
Richardson Capital Private Equity L.P. No. 2
Schroder Canadian Buy-Out Fund II
Schroder Ventures Asia Pacific Fund LP 2
Second Cinven Fund No.1 LP
Synectic Ventures I (formerly CB Capital I)
Synectic Ventures II (formerly CB Capital II)
Synectic Ventures II (formerly CB Capital II)
Tailwind Capital Partners I
Taiwan Special Opportunities Fund III (Asia Vest)
TD Capital Cdn Priv Eq Partners (QLP) LP
Telesystem Software Ventures LP
Third Cinven Fund LP
Thomas Weisel Capital Partners, LP
Timberline Venture Partners, LP
TPG Asia V
TPG Credit Strategies Fund
TPG Partners IV (Cayman), LP
TPG Partners V, LP
TPG Partners VI
Tricap Partners II L.P.
Tricor Pacific Capital Partners Fund III LP
Tricor Pacific Fund IV
TriWest Capital Growth Fund Limited Partnership No. 1
TriWest Capital Growth Fund Limited Partnership No. II
TriWest Capital Partners III
Ventures West 7 LP
Ventures West 8 LP
Wayzata Opportunities II
Wellspring Capital Partners IV, LP
Western Technology Seed Investment Fund LP
Yaletown Ventures I, LP
Yaletown Ventures II, LP



bc imc

BRITISH COLUMBIA
INVESTMENT
MANAGEMENT
CORPORATION

Direct Holdings:

CCS Income Trust
Corix Companies
Dutch Cable-Cinven 4
D-Wave Systems Inc.
Energy Future Holdings Corp
Gibraltar Exploration
InTransit BC Limited Partnership (RAV)
L.I.I. Holdings Corp
MEAP Utilities LP
Perceptronix Medical Inc.
Perimeter Corporation (Venturion)
Pinofaun
Puget Energy (Project Padua)
Schenck Process
Thames Water
Tharco Holdings Inc.
TimberWest Forest Corp.
Transelec Chile
Trencap LP



bc imc

BRITISH COLUMBIA
INVESTMENT
MANAGEMENT
CORPORATION


REAL ESTATE INVESTMENTS AS AT MARCH 31, 2009 (UNAUDITED)

Domestic Investments (Gross Market Value CAD \$11,470 Million)

<u>Property Type/Address</u>	<u>Location</u>	<u>Province</u>
Hospitality		
209-4th Avenue SE	Calgary	AB
2120 16th Avenue NE	Calgary	AB
511 Bow Valley Trail	Canmore	AB
11834 Kingsway Avenue	Edmonton	AB
16615 109 Avenue	Edmonton	AB
4404 Gateway Blvd	Edmonton	AB
4440 Gateway Blvd	Edmonton	AB
424 Gregoire Drive	Fort McMurray	AB
11201 100 Avenue	Grand Prairie	AB
320 Scenic Drive	Lethbridge	AB
4311 49 Avenue	Red Deer	AB
1310 Water Street	Kelowna	BC
1234 Hornby Street	Vancouver	BC
2205 Commissioner Street	Vancouver	BC
8901 Stanley Park Drive	Vancouver	BC
345 Quebec Street	Victoria	BC
45 Songhees Road	Victoria	BC
225 Woodstock Road	Fredericton	NB
35 Mactaquac Road	Fredericton	NB
199 Kenmount Road	St. John's	NF
1960 Brunswick Street	Halifax	NS
105 King Street E	Kitchener	ON
5050 Orbitor Drive	Mississauga	ON
5444 Dixie Road	Mississauga	ON
101 Lyon Street	Ottawa	ON
229 Great Northern Road	Sault Ste. Marie	ON
238 Grafton Street	Charlottetown	PEI
475 President Kennedy Avenue	Montreal	QC
900 de La Gauchetiere W	Montreal	QC
690 Boul Rene-Levesque E	Quebec City	QC
3030 Laurier Blvd	Sainte-Foy	QC
1200 Johnson Street	St. Hyacinthe	QC
165, rue Bord de l'Eau	Tadoussac	QC
1975 Broad Street	Regina	SK
2002 Airport Drive	Saskatoon	SK
405 Twentieth Street E	Saskatoon	SK
601 Spadina Crescent E	Saskatoon	SK
Industrial		
1020 - 68th Avenue NE	Calgary	AB
4770 & 4990 - 68th Avenue SE	Calgary	AB
4900 & 5200 - 64th Avenue SE	Calgary	AB
5353, 5367 & 5375 - 50th Street SE	Calgary	AB
6060 90th Avenue SE	Calgary	AB
6075 86th Avenue SE	Calgary	AB
6403 & 6505 - 48th Street SE	Calgary	AB
8801 60th Street SE	Calgary	AB
928-1058 72nd Avenue NE	Calgary	AB



Property Type/Address	Location	Province
10912 to 11096 72nd Street SE	Calgary	AB
10919 to 11097 74th Street SE	Calgary	AB
6980,7310 108th Avenue SE	Calgary	AB
12310 - 184th Street	Edmonton	AB
17304 - 116th Avenue	Edmonton	AB
8501-8678 Commerce Court	Burnaby	BC
19720 & 19770 - 94A Avenue	Langley	BC
9385 - 200th Street	Langley	BC
83-109 Braid Street	New Westminster	BC
150 Amherst Avenue	North Vancouver	BC
2103-2255 Dollarton Hwy	North Vancouver	BC
5900, 5920 & 5940 No. 2 Road	Richmond	BC
6011, 6151, 6191, 6211 & 6231 Westminster Hwy	Richmond	BC
6311, 6391, 6551 & 6751 Westminster Hwy	Richmond	BC
6631, 6651, 6671, 6691 & 6711 Elmbridge Way	Richmond	BC
3030 East Broadway	Vancouver	BC
1099 & 1109 Wilkes Avenue	Winnipeg	MB
111 Inksbrook Drive	Winnipeg	MB
115 -133, 141-159, 214,235 & 275 DeBaets Street	Winnipeg	MB
1372, 1410, 1455 Mountain Avenue	Winnipeg	MB
14 Fultz Blvd	Winnipeg	MB
15 & 59 Scurfield Blvd	Winnipeg	MB
1590, 1650 & 1680 Notre Dame Avenue	Winnipeg	MB
16 Mazonod Road	Winnipeg	MB
165, 169-191, 195-199 & 193-203 Eagle Drive	Winnipeg	MB
1679 Burrows Avenue	Winnipeg	MB
1715 & 1725 St. James Street	Winnipeg	MB
1791 Dublin Avenue	Winnipeg	MB
20 & 55 Bentall Street	Winnipeg	MB
205 to 221 Sheppard Street	Winnipeg	MB
2136 to 2140 Notre Dame Avenue	Winnipeg	MB
225 & 255 Haggart Avenue	Winnipeg	MB
25 DeBaets Street	Winnipeg	MB
30, 36-48 & 70-104 Durand Road	Winnipeg	MB
32, 45 & 200 Beghin Avenue	Winnipeg	MB
55 Henlow Bay	Winnipeg	MB
75 Meridian Drive	Winnipeg	MB
895 Keewatin Street	Winnipeg	MB
999, 1099, 1305 & 1313 King Edward Street	Winnipeg	MB
35 Bosworth Court	Brantford	ON
147-193 Denison Street	Markham	ON
1495,1555, 1645, 1695, 1745 & 1775 Bonhill Road	Mississauga	ON
150 & 151 Courtneypark Drive	Mississauga	ON
1535, 1577, 1633-1655, 1675-1705, 1715, 1745, 1775, 1795, 1815, 1835 & 1865 Meyerside Drive	Mississauga	ON
1550, 1600, 1680, 1700, 1750, 1800, 1820, 1840, 1870 & 1880 Courtneypark Drive	Mississauga	ON
170, 171, 190, 210, 260, 280 & 281 Ambassador Drive	Mississauga	ON
1850 Derry Road	Mississauga	ON
300, 301, 320, 360, 361, 380 & 420 Ambassador Drive	Mississauga	ON
3105, 3135 & 3165 Unity Drive	Mississauga	ON
3150-3170 Ridgeway Drive	Mississauga	ON
3176-3190 & 4120 Ridgeway Drive	Mississauga	ON
320 & 326 Superior Blvd	Mississauga	ON
3345, 3375, 3425 & 3495 Laird Road	Mississauga	ON





bc imc
 BRITISH COLUMBIA
 INVESTMENT
 MANAGEMENT
 CORPORATION

Property Type/Address	Location	Province
935 Marine Drive	North Vancouver	BC
745 Thurlow Street	Vancouver	BC
250 The East Mall	Etobicoke	ON
220-252 Lakeshore Road W	Mississauga	ON
6966-6990 Financial Drive	Mississauga	ON
7030 Royal Bank Drive	Mississauga	ON
260-320 North Service Road	Oakville	ON
30, 50, 90 & 120 Interchange Way	Vaughan	ON
775-835 Chabonell Street W	Montreal	QC
8701-9197 l'Acadie Blvd	Montreal	QC
901-951 Cremazie Blvd Ouest	Montreal	QC
999-1041 Marche Central Street	Montreal	QC
<u>Land</u>		
144 Avenue & Barlow Trail N	Calgary	AB
501 & 601 Eau Claire Avenue SW	Calgary	AB
520 & 660 2nd Avenue SW	Calgary	AB
6075 86 Ave S.E. (9.4 Acres)	Calgary	AB
Country Village Way NE & Coventry Hills Blvd NE	Calgary	AB
Southwest corner of Highway 566 & Highway 2	Calgary	AB
217 1st Street	Calgary	AB
12310-184 Street NW	Edmonton	AB
Fairwinds Land	Nanoose	BC
Heringa Lands	Nanoose	BC
Lot 5 Northwest Bay Road	Nanoose	BC
83-109 Braid Street	New Westminster	BC
East Broadway, Renfrew St, Hebb Ave & Nootka Street	Vancouver	BC
Blair Place (2.2 acres undeveloped land)	Gloucester	ON
City Park Drive (4.2 acres option lands)	Gloucester	ON
Hwy 404 & Cochrane Dr & Hwy 7 & Cochrane	Markham	ON
2800 Speakman Drive	Mississauga	ON
Corner of Mavis Road & Eglinton Avenue	Mississauga	ON
Highway 401 & Mississauga Rd (56 acres)	Mississauga	ON
Colonnade Road (9.5 acres undeveloped land)	Nepean	ON
1045 North Service Rd W	Oakville	ON
1255 North Service Rd W	Oakville	ON
3269-3355 Dundas Street West	Oakville	ON
NE corner of lower Simcoe Street & Bremner Blvd	Toronto	ON
Hwy 7 & Jane Street	Vaughan	ON
NE corner of Highway 40 & l'Acadie Blvd	Montreal	QC



BRITISH COLUMBIA
INVESTMENT
MANAGEMENT
CORPORATION



International Investments (market value Cdn \$1,043 million)		
Asian Property Partners LP		
Bentall (US) LP		
Bentall Capital International LP		
Brascan Brasil Retail		
BREF One, LLC		
Brookfield Brazil Timber Fund		
Canary Wharf Group Shares		
China Homes Limited		
Corporacion Industrial Juarez, S. de R.L. de C.V.		
Doughty Hanson & Co. European Real Estate, II LP		
Doughty Hanson & Co. European Real Estate, LP 1		
Island Timberlands LP		
LaSalle French Fund II LP		
LaSalle German Retail Venture GP, LLC		
LaSalle Mexico Holdings LP		
LaSalle Mexico Fund I, LP		
Lend Lease Global Properties SICAF		
Lowe Hospitality Structured Investment Fund, LP		
MGP Asia Fund II, LP		
MGP Asia Fund III, LP		
MGP Europe Fund II, LP		
MGP Europe Fund III, LP		
Planigrupo Retail		
Realpool International (USA) 2000 LP		
Realstar European Capital I LP		



Other Holdings (market value Cdn \$289 million)		
Apex Land Fund LP		
Apex LP		
Bentall LP		
Apex City Homes		
Delta Hotels Ltd		
SilverBirch Hotels & Resorts		



MORTGAGE INVESTMENTS AS AT MARCH 31, 2009 (UNAUDITED)

Property Type / Province	Market Value (CAD\$)
Industrial	
Alberta	295,091,915.04
British Columbia	72,963,825.52
Manitoba	27,093,732.57
Ontario	298,632,436.66
Quebec	86,597,773.24
Saskatchewan	2,339,720.61
SUBTOTAL	782,719,403.64
Office	
Alberta	393,498,603.43
British Columbia	39,722,023.32
Manitoba	79,623,955.02
New Brunswick	2,429,544.11
Nova Scotia	18,031,602.53
Ontario	260,759,772.83
Saskatchewan	25,628,273.13
SUBTOTAL	819,693,774.37
Retail	
Alberta	185,095,627.94
British Columbia	439,187,550.19
Manitoba	32,311,599.08
Ontario	93,621,186.08
Quebec	60,559,105.44
Saskatchewan	35,978,796.03
SUBTOTAL	846,753,864.76
Residential	
Alberta	111,732,886.55
British Columbia	161,198,423.75
Manitoba	-
Nova Scotia	17,914,139.41
Ontario	425,327,165.03
Saskatchewan	25,855,447.81
SUBTOTAL	742,028,062.55
Other	
Alberta	51,396,910.45
British Columbia	21,358,683.52
Ontario	1,653,442.18
Mortgage Funds	50,788,878.94
SUBTOTAL	125,197,915.09
	3,316,393,020.41



bc imc

BRITISH COLUMBIA
INVESTMENT
MANAGEMENT
CORPORATION